

STILNOVO



Lighting fixtures.

Apparecchi per l'illuminazione.

Beleuchtungskörper.

Post-World War II Italy established itself internationally thanks to the happy combination of industrial design and the most famous names in architecture. Stilnovo was one of the first companies to transfer this combination to the lighting sector: since its foundation in 1946, it has never ceased to fascinate historians, collectors and design lovers.

L'Italia del secondo dopoguerra si è affermata a livello internazionale grazie alla felice combinazione tra il disegno industriale e i più celebri nomi dell'architettura. Stilnovo è stata una delle prime aziende a trasferire questo binomio nel settore dell'illuminazione: dalla sua fondazione nel 1946, non ha mai smesso di affascinare storici, collezionisti e amanti del design.

Nach dem Zweiten Weltkrieg etablierte sich Italien international dank der glücklichen Kombination von Industriedesign und den bekanntesten Namen der Architektur. Stilnovo war eines der ersten Unternehmen, das diese Kombination auf die Beleuchtungsbranche übertrug: Seit seiner Gründung im Jahr 1946 hat es Historiker, Sammler und Designliebhaber immer wieder fasziniert.

Stilnovo today.

Stilnovo oggi.

Stilnovo heute.

Today Stilnovo is part of Linea Light Group, world leader in LED lighting, from which it has inherited a collection of light and contemporary lamps, presented in this catalog together with some re-editions of magnificent icons of the past, designed by the Masters of 20th century design.

Oggi Stilnovo fa parte di Linea Light Group, leader mondiale dell'illuminazione LED, da cui ha ereditato una collezione di lampade leggere e contemporanee, presentate in questo catalogo insieme ad alcune riedizioni di magnifiche icone del passato, disegnate dai Maestri del design del '900.

Heute ist Stilnovo Teil der Linea Light Group, dem weltweit führenden Unternehmen für LED-Beleuchtung, von der es eine Kollektion von Licht- und zeitgenössischen Lampen geerbt hat, die in diesem Katalog zusammen mit einigen Neuauflagen großartiger Ikonen der Vergangenheit präsentiert werden, die von den Masters of entworfen wurden Design des 20. Jahrhunderts.

The collection.

La collezione.

Die Kollektion.

Family Famiglia Familie	Table Tavolo Tisch	Floor Terra Boden	Suspension Sospensione Aufhängung	Wall/ceiling Parete/soffitto Wand/Decke
Buonanotte	14			
Campana			118	
Demí			124	250
Derby			130	
Diphy		70	136	254
Dynamic				258
Fante	18			262
Galassia		76	142	266
Gravita	22			
Hinomaru			150	272
Honey			154	276
Kimia		80		
La Mariée	30		158	
Lama	34		162	280
Lampiatta	38		166	284
Megafono	42		170	288
Minibox	46			292
Minitopo	50			
Mongolfier			176	
Moonflower				296
Mr Magoo		84	180	304
Opti-line			184	
Oxygen		88	188	308
Quad			194	316
Reflexio			200	320
Saliscendi			204	
Saturn			212	326
Sparkling		94		
Sputnik			216	
Tablet		98	222	330
Topo	56	102		
Trepiù			228	
Triedro		106	234	338
Valigia	62			
Xilema		112	238	342
Xilema adjustable				346
Xilema system				352
1Night / 2Nights			242	358

**Table
Tavolo
Tisch**



Buonanotte, p. 14




Fante, p. 18




Gravita, p. 22



La Mariée, p. 30



Lama, p. 34



Lampiatto, p. 38



Megafono, p. 42



Minibox, p. 46



Minitopo, p. 50



Topo, p. 56




Valigia, p. 62

**Floor
Terra
Boden**



Diphy, p. 70



Galassia, p. 76



Kimia, p. 80



Mr Magoo, p. 84



Oxygen, p. 88



Sparkling, p. 94



Tablet, p. 98



Topo, p. 102



Triedro, p. 106



Xilema, p. 112

**Suspension
Sospensione
Aufhängung**



Campana, p. 118



Demí, p. 124




Derby, p. 130




Diphy, p. 136



Galassia, p. 142



Hinomaru, p. 150



Honey, p. 154



La Mariée, p. 158



Lama, p. 162



Lampiatto, p. 166



Megafono, p. 170



Mongolfier, p. 176



Mr Magoo, p. 180



Opti-line, p. 184



Oxygen, p. 188



Quad, p. 194



Reflexio, p. 200



Saliscendi, p. 204



Saturn, p. 212



Sputnik, p. 216




Tablet, p. 222




Trepìu, p. 228



Triedro, p. 234



Xilema, p. 238




2Nights, p. 242



Wall/ceiling
Parete/soffitto
Wand/Decke



Demí, p. 250




Diphy, p. 254




Dynamic, p. 258




Fante, p. 262



Galassia, p. 266



Hinomaru, p. 272




Honey, p. 276



Lama, p. 280




Lampiatto, p. 284



Megafono, p. 288



Minibox, p. 292



Moonflower, p. 296



Mr Magoo, p. 304



Oxygen, p. 308




Quad, p. 316




Reflexio, p. 320



Saturn, p. 326



Tablet, p. 330




Triedro, p. 338



Xilema, p. 342



Xilema adjustable, p. 346



Xilema system, p. 352



1Night/2Nights, p. 358

Table Tavolo Tisch

Floor 68

terra

Boden

Suspension 116

Sospensione

Aufhängung

Wall/ceiling 248

Parete/soffitto

Wand/Decke

Buonanotte	14
Fante	18
Gravita	22
La Mariée	30
Lama	34
Lampiatta	38
Megafono	42
Minibox	46
Minitopo	50
Topo	56
Valigia	62

Buonanotte

1965

Giovanni Luigi Gorgoni

Buonanotte is a fun lamp that can be adjusted by rotating two metal shades that control the light beam simply by turning the spherical diffuser any way you please. With a simple gesture, the atmosphere changes: open for reading or closed and dimmed for sweet dreams. • **Metal body painted in white, yellow, red, blue finishes. Duplex glass diffuser, 5W 2700K E14 LED bulb included.**

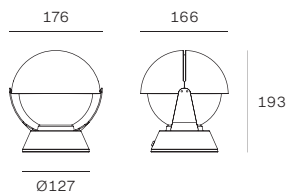
Buonanotte è una divertente lampada regolabile mediante la rotazione di due quartine in metallo che, mosse liberamente sopra il diffusore sferico, ne controllano il fascio luminoso. Con un semplice gesto cambia l'atmosfera: aperta per una buona lettura o chiusa e soffusa, complice dei sogni. • **Corpo in metallo verniciato nelle finiture bianco, giallo, rosso, blu. Diffusore in vetro duplex, lampadina LED 5W 2700K E14 inclusa.**

Buonanotte ist eine lustige Leuchte, die durch Drehen der viertelförmigen Metallkappe, die sich frei über den kugelförmigen Diffusor bewegt und den Lichtstrahl regelt, verstellbar ist. Mit einer einfachen Geste verändert sich die Atmosphäre: Geöffnet für eine gute Lektüre oder geschlossen und abgedämpft, wird sie zur Komplizin der Träume. • **Körper aus lackiertem Metall in den Ausführungen Weiß, Gelb, Rot und Blau Diffusor aus Duplex-Glas, Lampe LED 5W 2700K E14 inbegriffen.**






1. Buonanotte



Included bulb

Classic P Retrofit
LED Bulb E14 5W



MOD	CODE	FINISH	SOURCE	INPUT	DIMMING	CCT (K)	LUMEN	CRI	IP	OPTICS
1	8961	WH	1xE14 5W	220-240V	No	2700	470	≥80	20	Diffused
	8962	RF	1xE14 5W	220-240V	No	2700	470	≥80	20	Diffused
	8963	YE	1xE14 5W	220-240V	No	2700	470	≥80	20	Diffused
	8964	BL	1xE14 5W	220-240V	No	2700	470	≥80	20	Diffused

Fante

1978

**Jonathan De Pas
Donato D'Urbino
Paolo Lomazzi**

Fante's light is easy to direct, thanks to the reflector on the head of the lamp that, like a wide-brimmed hat, defines the silhouette of an elegant, female figure. The freedom of inclination allows simultaneous control of both the illumination on the tabletop and the indirect diffused light for upward radiance. The conical base is soft and pleasing to the touch, perfectly completing the proportioned design. • **Conical silicone base in black or brick-red colours. Adjustable disc in white painted aluminium. 11W 2700K E27 LED globe bulb included.**

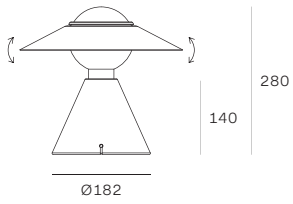
La luce di Fante si orienta facilmente, grazie al riflettore sulla testa della lampadina che, simile a un cappello a tesa larga, definisce la silhouette di un'elegante figura femminile. La libertà di inclinazione permette di controllare contemporaneamente sia la luce sul piano d'appoggio che la leggera diffusa indiretta verso l'alto. La base conica, morbida e piacevole al tatto, completa il suo design perfettamente proporzionato. • **Base conica in silicone nei colori nero o rosso mattone. Disco orientabile in alluminio verniciato bianco. Lampada globo LED 11W 2700K E27 inclusa.**

Das Licht von Fante ist dank dem Reflektor am Kopf des Leuchtmittels, das ähnlich einem Hut mit breiter Krempe die Silhouette einer eleganten weiblichen Figur definiert, leicht auszurichten. Die Kippfreiheit erlaubt, gleichzeitig sowohl das Licht nach unten als auch das sanfte, indirekte Streulicht nach oben zu steuern. Der konische Sockel, weich und angenehm anzufassen, vervollständigt ihr perfekt proportioniertes Design. • **Konischer Sockel aus Silikon in den Farben Schwarz oder Ziegelrot. Schwenkbare Scheibe aus weiß lackiertem Aluminium. Kugellampe LED 11W 2700K E27 eingeschlossen.**



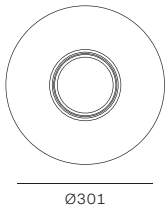


1. Fante



Included bulb

Globo 125 Full Light
LED Bulb E27 11W



MOD	CODE	FINISH	SOURCE	INPUT	DIMMING	CCT (K)	LUMEN	CRI	IP	OPTICS
1	8966	BK WH	1xE27 11W	220-240V	No	2700	1520	≥80	20	Diffused
	8968	RB WH	1xE27 11W	220-240V	No	2700	1520	≥80	20	Diffused

Other versions: wall/ceiling, p. 262.

Gravita

1969

Antonio Macchi Cassia

A company history extending over fifty years of hard work. The dimmable light within a large glass sphere softly illuminates the environment. A smaller metal sphere orbits around the surface thanks to the magnetic solution of great ingenuity, projecting a concentrated and dimmable light. When it was conceived in 1969, this light was at the forefront of the canons and processes of the time and remains so even by modern standards. Gravita, an iconic lamp that illustrates the meaning of design.

• **Blown glass diffuser, directable sphere in aluminium, base in extruded aluminium.**


Finishes: clear/chrome/anodised black.

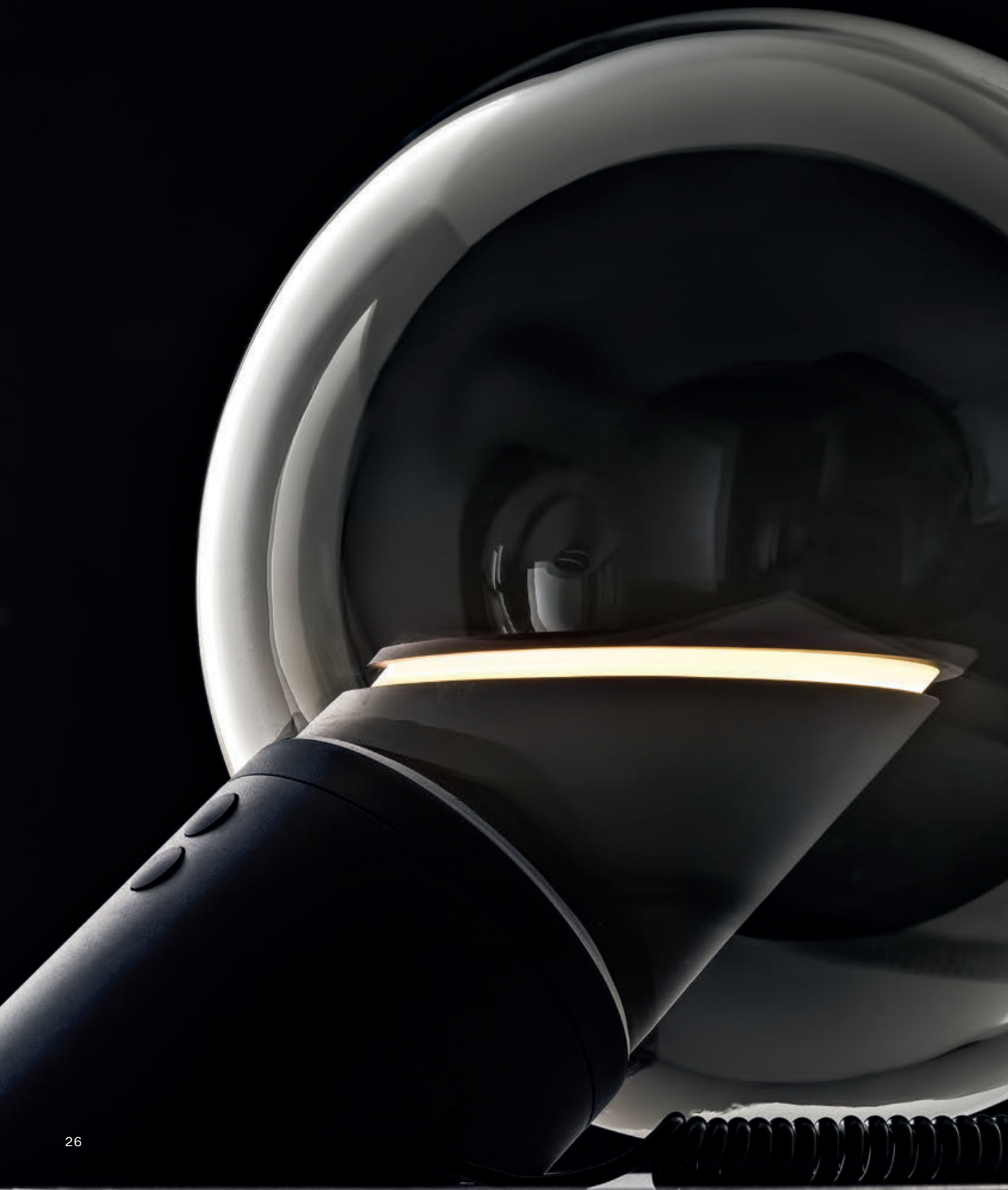
Oltre cinquant'anni di fatiche e storia di imprese. La luce regolabile in intensità nella grande sfera di vetro illumina morbidamente l'ambiente. La sfera metallica, più piccola, orbita sulla superficie grazie ad una soluzione magnetica di grande ingegno, proiettando una luce concentrata e dimmerabile. Concept del 1969 all'avanguardia rispetto ai canoni e alle lavorazioni di allora e finanche per quelli contemporanei. Gravita, una lampada iconica per spiegare il significato del design. • **Diffusore in vetro soffiato, sfera orientabile in alluminio, base in estruso di alluminio. Finiture: trasparente/cromo/anodizzato nero.**

Über fünfzig Jahre Mühen und Geschichten von Unternehmen. Das Leuchtmittel in der großen Glaskugel, dessen Intensität reguliert werden kann, verbreitet im Raum ein weiches Licht. Die kleine Metallkugel kreist mittels einer einfallsreichen magnetischen Lösung auf der Oberfläche und projiziert ein konzentriertes, dimmbares Licht. Die Leuchte Concept aus dem Jahr 1969 ist die Avantgarde hinsichtlich dem Kanon und den Bearbeitungen ihrer Zeit, aber auch der heutigen Zeit. Gravita, eine ikonische Leuchte, um die Bedeutung des Designs zu erklären. • **Diffusor aus geblasenem Glas, ausrichtbare Aluminiumkugel, Sockel aus extrudiertem Aluminium.**



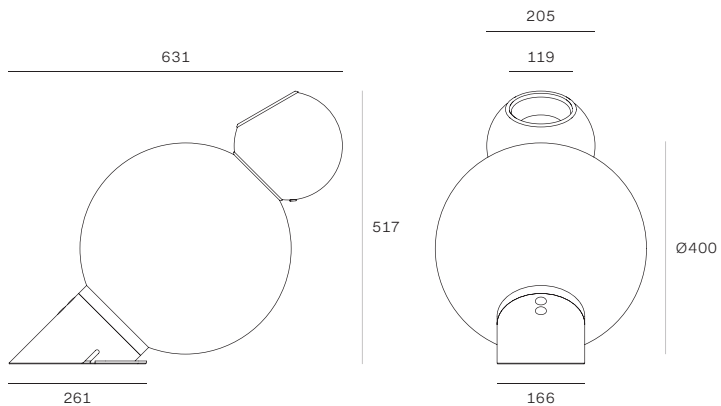












Magnetic connection between the spheres



MOD	CODE	FINISH	SOURCE	INPUT	DIMMING	CCT (K)	LUMEN	CRI	IP	OPTICS
1	9585	BK CR	TopLED 8W + ArrayLED 16W	220-240V	Push DIM	3000	2290	90	20	Diffused

La Mariée

2018

Mirco Crosatto

La Mariée is an ethereal sphere in blown glass with elegant copper, gold or smokey grey tones. The slightly oval shape and the hidden light source emit a soft ambient illumination that creates a play of reflections. Alone or as part of an arrangement, La Mariée adds a refined touch to the environment. • **Blown glass casting diffuser, aluminium inner ring, metal base. Finishes: transparent/white/white, smoky grey/black/galvanic black nickel, copper/rose gold/galvanic white, gold/galvanic gold/white.**

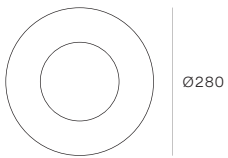
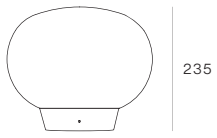
La Mariée è un'eterea sfera in vetro soffiato dalle preziose tonalità ramate, dorate o fumé. La forma leggermente ovalizzata e la sorgente invisibile diffondono una luce d'ambiente morbida, che gioca di riflessi. Da sola o in composizione, La Mariée aggiunge un tocco raffinato all'ambiente. • **Diffusore in vetro in pasta soffiato, anello interno in alluminio, base in metallo. Finiture: trasparente/bianco/bianco, fumé/galvanica nichel nero/nero, rame/galvanica oro rosa/bianco, oro/galvanica oro/bianco.**

La Mariée ist eine ätherische Kugel aus geblasenem Glas in kostbaren Kupfer-, Gold- und Rauchfarben. Die leicht ovale Form und die unsichtbare Lichtquelle verbreiten ein weiches Raumlicht, das mit Reflexen spielt. Allein oder in Komposition gibt La Mariée dem Ambiente einen raffinierten Touch. • **Diffusor aus in Form geblasenes Glas, Innenring aus Aluminium, Sockel aus Metall. Ausführungen: transparent/weiß/weiß, fumé/galvanisch vernickelt in Schwarz/schwarz, Kupfer/galvanisch vergoldet in Goldrosa/weiß, gold/galvanisch vergoldet in Gold/weiß.**





1. La Mariée



MOD	CODE	FINISH	SOURCE	INPUT	DIMMING	CCT (K)	LUMEN	CRI	IP	OPTICS
1	8628	WH TR	TopLED 9W	220-240V	Push DIM	3000	1008	90	20	Diffused
	8629	BK SM	TopLED 9W	220-240V	Push DIM	3000	1008	90	20	Diffused
	8630	WH CP	TopLED 9W	220-240V	Push DIM	3000	1008	90	20	Diffused
	8631	WH GL	TopLED 9W	220-240V	Push DIM	3000	1008	90	20	Diffused

Other versions: suspension, p. 158.

Lama

2011

Mirco Crosatto

Built into the thin Lama profile is technology comprising the topLED light source and the soft-touch switch at the base.

The unique form and light emission smooths out the contrasts and shadows on the table top, rendering Lama ideal in any modern space. • **Aluminium body, polycarbonate diffuser. Finishes: white, black.**

Nel sottile profilo di Lama è integrata una tecnologia composta dalla sorgente topLED e dall'interruttore soft-touch alla base, per una pratica accensione a sfioro. La particolare forma e l'emissione luminosa smussano i contrasti e le ombre nel piano d'appoggio, rendendo Lama ideale in ogni spazio contemporaneo.


• **Corpo in alluminio, diffusore in policarbonato. Finiture: bianco, nero.**

In dem feinen Profil von Lama ist eine Technologie integriert, die aus der Lichtquelle topLED und dem Soft-Touch-Schalter am Sockel für ein leichtes Einschalten durch Antippen besteht. Die besondere Form und die Lichtemission machen die Kontraste und die Schatten auf der Tragfläche weicher und Lama ideal für jeden zeitgenössischen Raum. • **Lampenkörper aus Aluminium, Diffusor aus Polycarbonat. Ausführungen: weiß, schwarz.**





1. Lama



MOD	CODE	FINISH	SOURCE	INPUT	DIMMING	CCT (K)	LUMEN	CRI	IP	OPTICS
1	7112	WH	TopLED 9W	220-240V	Touch	3000	624	90	20	Diffused
	7113	BK	TopLED 9W	220-240V	Touch	3000	624	90	20	Diffused

Other versions: suspension, p. 162; wall/ceiling, p. 280.

Lampiatta

1971

Jonathan De Pas

Donato D'Urbino

Paolo Lomazzi

Lampiatta can be easily repositioned without the use of joints or mechanisms. Indeed, the lampshade is designed to be inserted as desired in one of the four slots of the base, allowing the light to be inclined and directed as desired. • **Parabolic diffuser in aluminium, body in plastic material, removable base in steel. Finishes: white/white, black/white, red/white.**

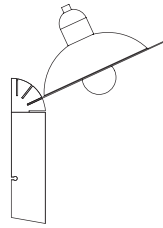
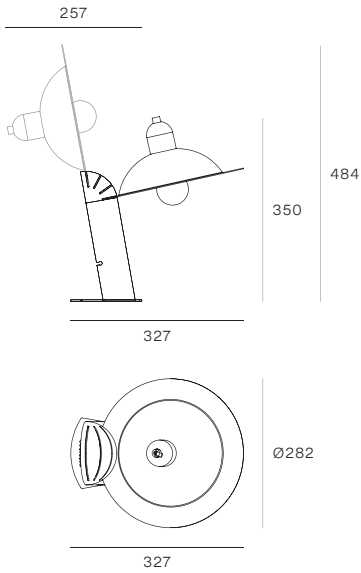
Lampiatta è facilmente riposizionabile senza l'uso di snodi o meccanismi: il paralume è pensato per potersi inserire a piacere in una delle quattro fessure del basamento, consentendo l'inclinazione e l'orientamento della luce. • **Parabola in alluminio, corpo in materiale plastico, base removibile in acciaio. Finiture: bianco/bianco, nero/bianco, rosso/bianco.**

Lampiatta kann leicht ohne Gelenke oder mechanische Elemente zurückgestellt werden: Der Schirm ist so entworfen worden, dass er sich nach Belieben in eine der vier Öffnungen am Sockel einführen lässt, um das Licht kippen und ausrichten zu können. • **Parabolschirm aus Aluminium, Lampenkörper aus Kunststoff, abnehmbarer Sockel aus Aluminium. Ausführungen: weiß/weiß, schwarz/weiß, rot/weiß.**





1. Lampiatta table/wall



.....
Included bulb

Classic A Mirror
LED Bulb E27 7W

By removing the steel base from the body,
Lampiatta can be wall mounted.



MOD	CODE	FINISH	SOURCE	INPUT	DIMMING	CCT (K)	LUMEN	CRI	IP	OPTICS
1	8971	WH WH	1xE27 7W	220-240V	No	2700	650	≥80	20	Diffused
	8972	BK WH	1xE27 7W	220-240V	No	2700	650	≥80	20	Diffused
	8973	RI WH	1xE27 7W	220-240V	No	2700	650	≥80	20	Diffused

Megafono

1958

Stilnovo

Megafono is an iconic 1950s lamp with both direct and indirect light. The double-cone directable lampshade, with an ivory or glossy black finish, is combined with the precious brass stem with galvanic gilding, to illuminate with a refined touch. • **Brass body, metal shade and base. Finishes: brass with galvanic gilding, black or ivory lampshades.**

Megafono è una lampada icona degli anni Cinquanta a luce diretta e indiretta. Il paralume orientabile a doppio cono, in finitura avorio o nero lucido, si abbina al prezioso stelo in ottone con doratura galvanica, per illuminare con un tocco raffinato. • **Corpo in ottone, paralume e base in metallo. Finiture: ottone con doratura galvanica, paralumi nero oppure avorio.**

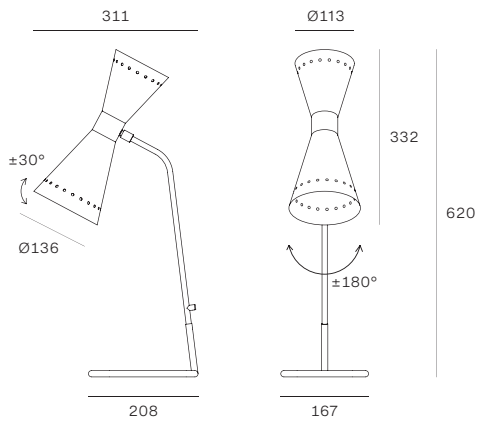
Megafono ist eine ikonische Leuchte der Fünfziger Jahre mit direktem und indirektem Licht. Der ausrichtbare Lampenschirm mit doppeltem Konus, in Elfenbein oder glänzendem Schwarz passt zum kostbar ausgeführten Messingstab mit galvanischer Goldbeschichtung, um den Raum mit einem eleganten Touch zu beleuchten.

• **Leuchtkörper aus Messing, Lampenschirm und Sockel aus Metall. Ausführungen: Messing mit galvanischer Goldbeschichtung, Lampenschirme schwarz oder in Elfenbein.**





1. Megafono



Included bulbs

Miniglobo P45
LED Bulb E14 6W



MOD	CODE	FINISH	SOURCE	INPUT	DIMMING	CCT (K)	LUMEN	CRI	IP	OPTICS
1	9574	GL BK	2xE14 6W	220-240V	No	2700	1612	≥80	20	Diffused
	9575	GL IV	2xE14 6W	220-240V	No	2700	1612	≥80	20	Diffused

Other versions: suspension, p. 170; wall/ceiling, p. 288.

Minibox

1981

Gae Aulenti
Piero Castiglioni

The table-top Minibox is comprised of a metal body, a comfortable handle and an irreverent luminous eye, which recalls the aesthetics of a miners' lamp. The magnetic attachment of the head allows the light to be directed, rendering it suitable for any location, even the most unexpected.

• **Metal body and directable head with magnetic coupling. Finishes: white, black, coffee, green, red.**

Minibox da tavolo è composta da una scocca in metallo, una comoda presa e un irriverente occhio luminoso, che rimanda all'estetica delle lampade dei minatori. L'aggancio magnetico della testa permette di orientare la luce, rendendola adatta a ogni luogo, anche il più inaspettato.

• **Corpo e testa orientabile in metallo con aggancio magnetico. Finiture: bianco, nero, caffè, verde, rosso.**

Die Tischleuchte Minibox setzt sich zusammen aus einem robusten Metallgehäuse, einem bequemen Griff und einem frech leuchtenden Auge, das an das Aussehen der Leuchten der Grubenarbeiter erinnert. Der Magnet am Kopf erlaubt das Licht so auszurichten, dass es für jeden Ort, selbst dem unerwartetsten geeignet ist.

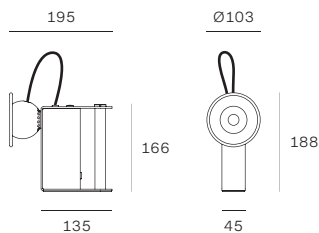
• **Lampenkörper und Kopf ausrichtbar aus Metall mit Magnet. Ausführungen: weiß, schwarz, caffè, grün, rot.**







1. Minibox



Magnetic head-body connection



MOD	CODE	FINISH	SOURCE	INPUT	DIMMING	CCT (K)	LUMEN	CRI	IP	OPTICS
1	9285	WH	PowerLED 10W	220-240V	Push DIM	3000	620	90	20	Flood
	9286	BK	PowerLED 10W	220-240V	Push DIM	3000	620	90	20	Flood
	9287	BG	PowerLED 10W	220-240V	Push DIM	3000	620	90	20	Flood
	9288	GL	PowerLED 10W	220-240V	Push DIM	3000	620	90	20	Flood
	9289	RF	PowerLED 10W	220-240V	Push DIM	3000	620	90	20	Flood

Minitopo

1970

MoMA New York, Permanent Collection

Joe Colombo

Minitopo is a fascinating object of automotive inspiration: the slits on the body are reminiscent of the vents on a 1960s sports car, whilst the lampshade's form corresponds to the shell of the classic E27 bulb it contains, like the bodywork covering an engine. The resulting form resembles a little mouse (or, 'topo' in Italian), hence the ironic name. The light is can be directed via the black handle, which represents the mouse's tail, positioned on the light reflector. • **Metal shell, handle in heat-insulating material, metal shaft. Finishes: white/chrome, black/chrome, red/chrome, green/chrome, gold/black, full chrome, full iconic red.**

Minitopo è un affascinante oggetto d'ispirazione automobilistica: le fessure sulla calotta metallica ricordano le prese d'aria delle auto sportive anni Sessanta, mentre la forma del paralume corrisponde all'involuppo della classica lampadina E27 accolta al suo interno, come una carrozzeria sul motore sottostante. La forma che ne deriva ricorda un topolino, da qui l'ironico nome. La luce è liberamente direzionabile dall'impugnatura nera, la codina, posta sul riflettore. • **Calotta in metallo, impugnatura in materiale termoisolante, asta in metallo. Finiture: bianco/cromo, nero/cromo, rosso/cromo, verde/cromo, oro/nero, full chrome, full iconic red.**

Minitopo ist ein faszinierender Gegenstand inspiriert am Automobil: Die Schlitze an der Kappe erinnern an die Luftschlitze der Sportautos der sechziger Jahre, während die Form des Lampenschirms an die Hüllkurve der klassischen Glühbirne E27 in seinem Innern entspricht, wie eine Karosserie auf dem darunterliegenden Motor. Die Form, die daraus entsteht, erinnert an eine kleine Maus, daher der ironische Name. Das Licht kann am schwarzen Griff, dem Schwanz, der auf dem Reflektor sitzt, frei ausgerichtet werden. • **Kappe aus Metall, Griff aus wärmeisulierendem Material, Stange aus Metall. Ausführungen: weiß/verchromt, schwarz/verchromt, rot/verchromt, grün/verchromt, gold/schwarz, full chrome, full iconic red.**

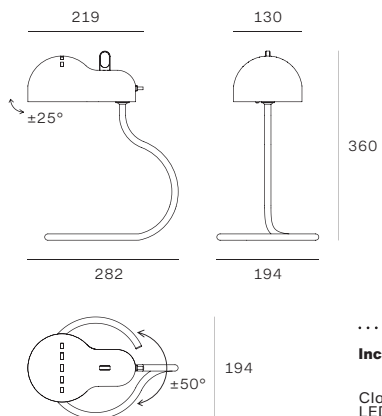








1. Minitopo



.....
Included bulb

Classic A Retrofit
LED Bulb E27 7W



MOD	CODE	FINISH	SOURCE	INPUT	DIMMING	CCT (K)	LUMEN	CRI	IP	OPTICS
1	9064	RI RI	1xE27 7W	220-240V	No	2700	806	≥80	20	Diffused
	9065	WH CR	1xE27 7W	220-240V	No	2700	806	≥80	20	Diffused
	9066	BK CR	1xE27 7W	220-240V	No	2700	806	≥80	20	Diffused
	9067	RF CR	1xE27 7W	220-240V	No	2700	806	≥80	20	Diffused
	9068	GM CR	1xE27 7W	220-240V	No	2700	806	≥80	20	Diffused
	9069	CR CR	1xE27 7W	220-240V	No	2700	806	≥80	20	Diffused
	9070	GL BK	1xE27 7W	220-240V	No	2700	806	≥80	20	Diffused

Topo

1970


Joe Colombo

Topo is a fascinating object of automotive inspiration: the slits on the metal shell are reminiscent of the vents on a 1960s sports car, whilst the lampshade's form corresponds to the casing of the classic E27 bulb it contains, like the bodywork encasing an engine. The jointed metal arms allow the lamp to be extended or retracted at will.

• **Metal shell, handle in heat-insulating material, metal arms. Metal base with external polyethylene finish or with an aluminium screw clamp. Finishes: white, black, green, chrome, iconic red.**

Topo è un affascinante oggetto d'ispirazione automobilistica: le fessure sulla calotta metallica ricordano le prese d'aria delle auto sportive anni Sessanta, mentre la forma del paralume corrisponde all'involucro della classica lampadina E27 accolta al suo interno, come una carrozzeria sul motore sottostante. I bracci snodabili in metallo permettono di estendere o ritrarre la lampada a piacimento. • **Calotta in metallo, impugnatura in materiale termoisolante, bracci in metallo. Base in metallo con rifinitura esterna in polietilene, oppure morsetto a vite in alluminio. Finiture: bianco, nero, verde, cromo, iconic red.**

Topo ist ein faszinierender Gegenstand, der sich an das Automobil inspiriert: Die Schlitze an der Kappe erinnern an die Luftschlitze der Sportautos der 60er Jahre, während die Form des Lampenschirms der Hüllkurve der klassischen Glühbirne E27 entspricht, die in ihr aufgenommen wird, wie eine Karosserie auf dem darunterliegenden Motor. Die Gelenkarme aus Metall erlauben die Leuchte ganz nach Belieben auszuziehen oder einzuziehen. • **Kappe aus Metall, Griff aus wärmeisolierendem Material, Arme aus Metall. Sockel aus Metall mit Außenbeschichtung aus Polyethylen oder mit Schraubklemme aus Aluminium. Ausführungen: weiß, schwarz, grün, chrom, iconic red.**



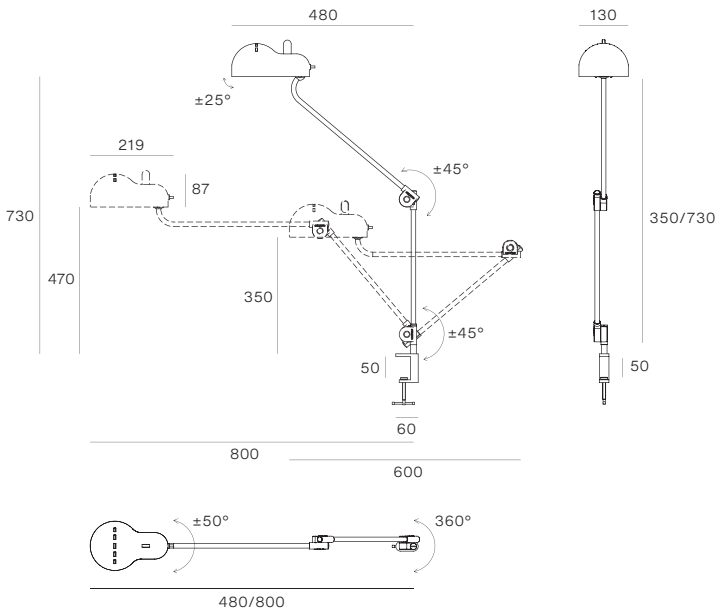








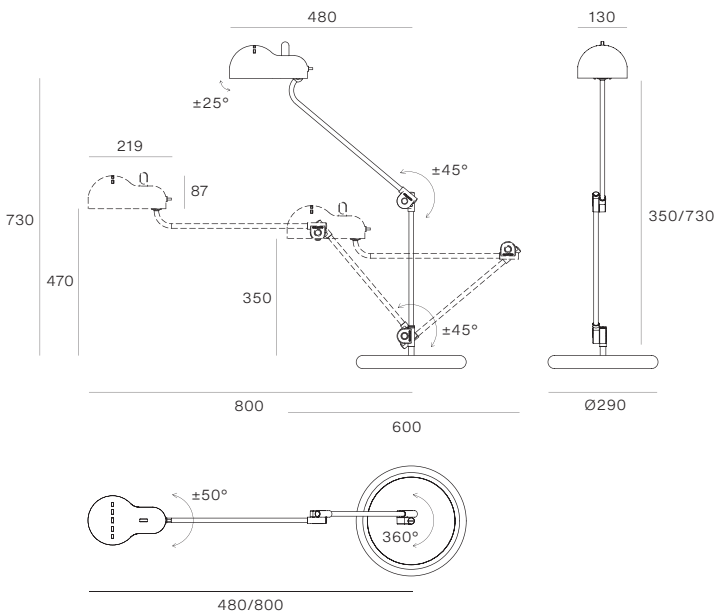
1. Topo clamp



Included bulb

Classic A Retrofit
LED Bulb E27 7W

2. Topo base



Included bulb

Classic A Retrofit
LED Bulb E27 7W

MOD	CODE	FINISH	SOURCE	INPUT	DIMMING	CCT (K)	LUMEN	CRI	IP	OPTICS
1	9071	WH	1xE27 7W	220-240V	No	2700	806	≥80	20	Diffused
	9072	BK	1xE27 7W	220-240V	No	2700	806	≥80	20	Diffused
	9073	RI	1xE27 7W	220-240V	No	2700	806	≥80	20	Diffused
	9074	GM	1xE27 7W	220-240V	No	2700	806	≥80	20	Diffused
	9075	CR	1xE27 7W	220-240V	No	2700	806	≥80	20	Diffused
2	9076	WH BK	1xE27 7W	220-240V	No	2700	806	≥80	20	Diffused
	9077	BK BK	1xE27 7W	220-240V	No	2700	806	≥80	20	Diffused
	9078	RI RI	1xE27 7W	220-240V	No	2700	806	≥80	20	Diffused
	9079	GM BK	1xE27 7W	220-240V	No	2700	806	≥80	20	Diffused
	9080	CR BK	1xE27 7W	220-240V	No	2700	806	≥80	20	Diffused

Valigia

1977

Ettore Sottsass Jr

Valigia is satirical and informal. The small handle and the two load-bearing arches in red piping are connected to the metal vault containing the light source. The Valigia is a small work of architecture without precise confines, clearly conceived to be taken anywhere. • **Supporting structure and lampshade in metal. Finish: red/black.**

Valigia è ironica e informale: la piccola maniglia e i due archi portanti in tubo rosso sono connessi alla volta in metallo, che contiene la luce. Valigia è una piccola architettura senza confini precisi, dichiaratamente pensata per essere portata ovunque. • **Struttura portante e paralume in metallo. Finitura: rosso/nero.**

Valigia ist ironisch und informell: Der kleine Griff und die beiden tragenden Bögen aus rotem Rohr sind am Gewölbe aus Metall, in dem das Licht steckt, verbunden. Valigia ist eine kleine Architektur ohne präzise Grenzen, erklärtermaßen entworfen, um überall hin getragen zu werden. • **Tragkonstruktion und Lampenschirm aus Metall. Ausführung: rot/ schwarz.**

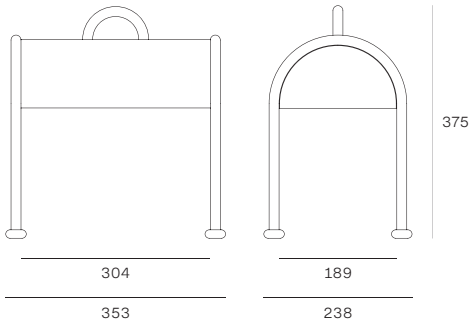








1. Valigia



.....
Included bulb

Classic A Retrofit
 LED Bulb E27 7W



MOD	CODE	FINISH	SOURCE	INPUT	DIMMING	CCT (K)	LUMEN	CRI	IP	OPTICS
1	8960	RF BK	1xE27 7W	220-240V	No	2700	806	80	20	Diffused

tavolo
Tavolo
Tisch 112

Floor
Terra
Boden

Suspension
Sospensione
Aufhängung 116

Wall/ceiling
Parete/soffitto
Wand/Decke 248

Diphy	70
Galassia	76
Kimia	80
Mr Magoo	84
Oxygen	88
Sparkling	94
Tablet	98
Topo	102
Triedro	106
Xilema	112

Diphy

2016

Mirco Crosatto

The Diphy floor lamp is a luminous and transparent petal that combines natural aesthetics with a technological soul. Suspended on a large, curved stem, light is transmitted to the edges as the micro-incisions on the surface generate soft ambient lighting. OptiLight™ technology allows Diphy to disappear from view when switched off, only to magically reappear when switched on. • **Thermocurved PMMA diffuser, central body in aluminium, metal rod and base. Finish: white/transparent.**

Diphy da terra è un petalo luminoso e trasparente, che combina l'estetica organica a un'anima tecnologica. La sorgente, sospesa su un ampio stelo curvato, trasmette la luce ai bordi e alle microincisioni della superficie, generando una morbida illuminazione d'ambiente. La tecnologia OptiLight™ permette a Diphy di scomparire alla vista se spenta, per riapparire magicamente quando accesa. • **Diffusore in PMMA termocurvato, corpo centrale e montatura in alluminio. Finitura: bianco/trasparente.**

Die Bodenlampe Diphy ist ein transparentes, leuchtendes Blütenblatt, welche die organische Ästhetik mit einer technologischen Seele kombiniert. Die Lichtquelle, aufgehängt auf einem breiten, gebogenen Stiel, sendet das Licht zu den Rändern und den Mikrogravuren der Oberfläche und schafft so ein weiches Raumlicht. Die OptiLight™-Technik erlaubt Diphy aus dem Sichtfeld zu verschwinden, sobald sie abgeschaltet ist, um magischerweiser wieder zu erscheinen, sobald sie eingeschaltet wird. • **Diffusor aus heißgebogenem PMMA, Mittelkörper und Gestell aus Aluminium. Ausführung: weiß/transparent.**

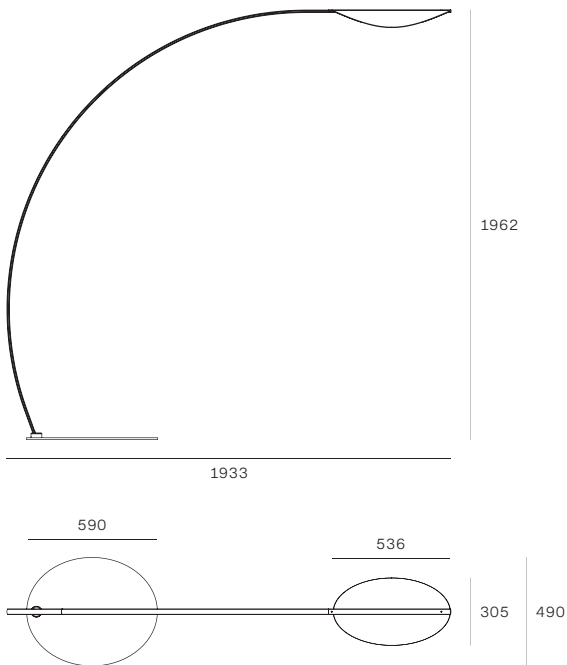








1. Diphy



MOD	CODE	FINISH	SOURCE	INPUT	DIMMING	CCT (K)	LUMEN	CRI	IP	OPTICS
1	8165	WH TR	TopLED 30W	220-240V	Push DIM	3000	3294	90	20	Diffused

Other versions: suspension, p. 136; wall/ceiling, p.254.

Galassia

1959

Stilnovo

The Galassia floor lamp, with the captivating movement of six white triplex glass light sources, enriches the space with a sophisticated retro touch, preserving its 1950s charm. The base in white Carrara marble embellishes what is a unique lamp.

• **Brass body, triplex glass diffusers, Carrara marble base. Finishes: brass with galvanic gilding/glossy white glass/white marble.**

Galassia piantana, con l'avvolgente movimento delle sei sorgenti in vetro triplex bianco, arricchisce lo spazio con un sofisticato tocco retrò, conservando inalterato il fascino anni Cinquanta. La base in marmo bianco di Carrara impreziosisce una lampada unica.

• **Corpo in ottone, diffusori in vetro triplex, base in marmo di Carrara. Finiture: ottone con doratura galvanica/vetro bianco lucido/marmo bianco.**

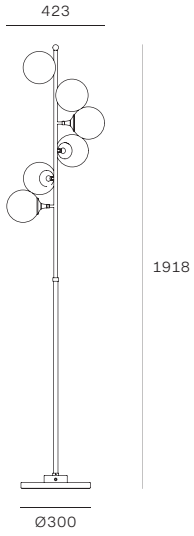
Der Deckenfluter Galassia bereichert durch die faszinierende Bewegung der sechs Leuchtquellen aus weißem Triplex-Glas den Raum mit seinem anspruchsvollen Retro-Touch, der den Charme der fünfziger Jahre unverändert bewahrt. Der Sockel aus weißem Carrara-Marmor macht die einzigartige Leuchte besonders kostbar.

• **Leuchtkörper aus Messing, Diffusoren aus Triplex-Glas, Sockel aus Carrara-Marmor. Ausführungen: Messing mit galvanischer Goldbeschichtung/weiß glänzendes Glas/weißer Marmor**





1. Galassia



.....
Included bulbs

Miniglobo P45
LED Bulb E14 6W

MOD	CODE	FINISH	SOURCE	INPUT	DIMMING	CCT (K)	LUMEN	CRI	IP	OPTICS
1	9560	GL WH	6xE14 6W	220-240V	No	2700	4836	≥80	20	Diffused

Other versions: suspension, p. 142; wall/ceiling, p. 266.

Kimia

2018

Edin Dedovic

The Kimia illuminating disc can be rotated and moved freely along the top of the shaft, varying the direction of the light as desired, perhaps towards a wall or ceiling for ambient illumination or directed for relaxing reading. • **Aluminium disc, polycarbonate diffuser. Metal rod and base. Finishes: white, black.**

Il disco illuminante di Kimia può essere ruotato e spostato liberamente lungo la sommità dell'asta, variando a piacimento la direzione della luce: verso la parete o il soffitto per una luce d'ambiente o diretta e funzionale per una lettura rilassante.

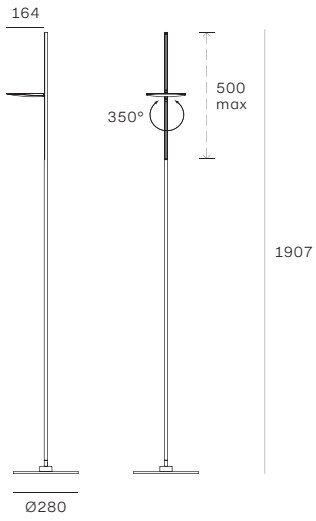
• **Disco in alluminio, diffusore in policarbonato. Asta e base in metallo. Finiture: bianco, nero.**

Die Leuchtscheibe Kimia kann frei entlang der Stangenspitze gedreht und verschoben werden, um die Richtung des Lichts nach Belieben zu verändern: Zur Wand oder Decke hin für Raumlicht oder direktes, funktionales und entspannendes Leselicht. • **Scheibe aus Aluminium, Diffusor aus Polycarbonat. Stange und Sockel aus Metall. Ausführungen: weiß, schwarz.**





1. Kimia



MOD	CODE	FINISH	SOURCE	INPUT	DIMMING	CCT (K)	LUMEN	CRI	IP	OPTICS
1	8545	WH	TopLED 25W	220-240V	Push DIM	3000	3000	90	20	Diffused
	8546	BK	TopLED 25W	220-240V	Push DIM	3000	3000	90	20	Diffused

Mr Magoo

2010


Mirco Crosatto

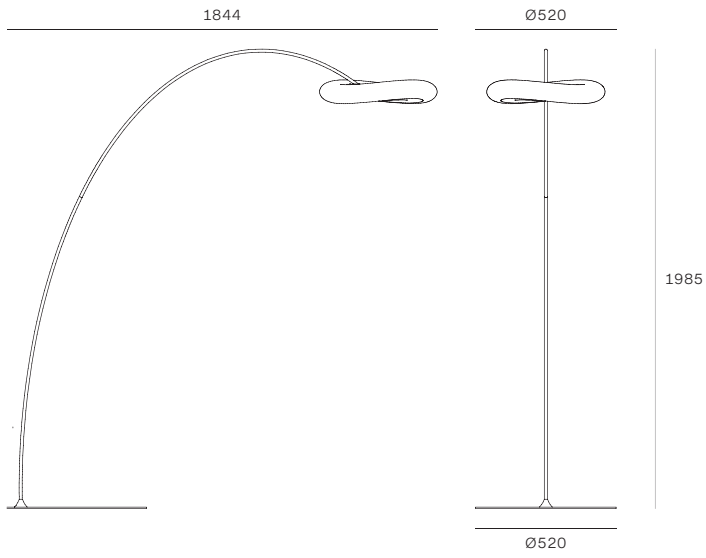
The Mr Magoo floor lamp is a luminous cloud, suspended at the end of a curved stem that adorns and delights with sinuous and natural lines. The light source is entirely integrated and emits soft and diffused light. • **Polyethylene diffuser, metal rod and base. Finish: white.**

Mr Magoo da terra è una nuvola luminosa sospesa all'estremità di uno stelo curvo, che arreda e sorprende per le linee sinuose e naturali. La sorgente è completamente integrata, ed emette una luce morbida e diffusa. • **Diffusore in polietilene, asta e base d'appoggio in metallo. Finitura: bianco.**

Die Bodenleuchte Mr Magoo ist eine leuchtende Wolke, die am äußeren Ende des gebogenen Stiels zu schweben scheint und durch ihre kurvenreichen und natürlichen Linien überrascht. Die Quelle ist vollständig integriert und strahlt ein weiches Streulicht aus. • **Diffusor aus Polyethylen, Stange und Sockel aus Metall. Ausführung: weiß.**







MOD	CODE	FINISH	SOURCE	INPUT	DIMMING	CCT (K)	LUMEN	CRI	IP	OPTICS
1	8009	WH	TopLED 23W	220-240V	Push DIM	3000	2794	90	20	Diffused

Oxygen

2016

Pio e Tito Toso

The Oxygen floor lamp comes in two versions with different mounts – a vertical stem and an arched support, to offer the right solution in a range of settings. The shade houses an OptiLight™ diffuser that emits precise and uniform light, both direct and indirect. Oxygen is a vast and versatile collection thanks to the various dimensions and finishes available. • **Polyurethane lampshade, PMMA diffuser, metal rod and base. Finishes: white/white, black/white, yellow/white, light blue/white.**

Oxygen da terra ha due varianti di sostegno: uno stelo verticale e uno ad arco, per diverse soluzioni d'ambiente. Il paralume ospita un diffusore in OptiLight™ che sviluppa una luce puntuale e omogenea, diretta e indiretta. Oxygen è un'ampia e versatile collezione grazie alle diverse dimensioni e finiture a disposizione.

• **Paralume in poliuretano, diffusore in PMMA, asta e base in metallo. Finiture: bianco/bianco, nero/bianco, giallo/bianco, azzurro/bianco.**

Die Stehlampe Oxygen hat zwei Trägervarianten: Einen vertikalen Stiel und einen Bogen für verschiedene Raumlösungen. Im Lampenschirm entwickelt ein Diffusor Optilight™ ein direktes und indirektes punktgenaues, gleichmäßiges Licht. Oxygen ist eine breite und vielseitige Kollektion dank der vielen erhältlichen verschiedenen Größen und Ausführungen.

• **Lampenschirm aus Polyurethan, Diffusor aus Polycarbonat, Stange und Sockel aus Metall. Ausführungen: weiß/weiß, schwarz/weiß, gelb/weiß, hellblau/weiß.**



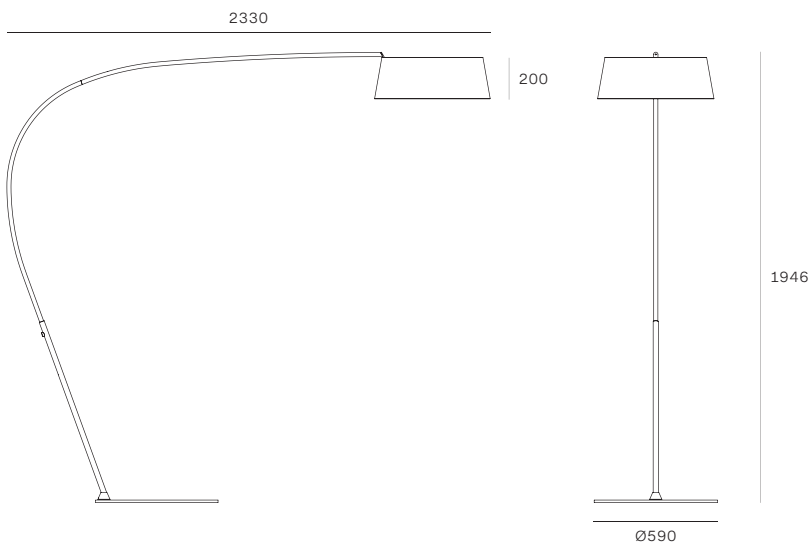




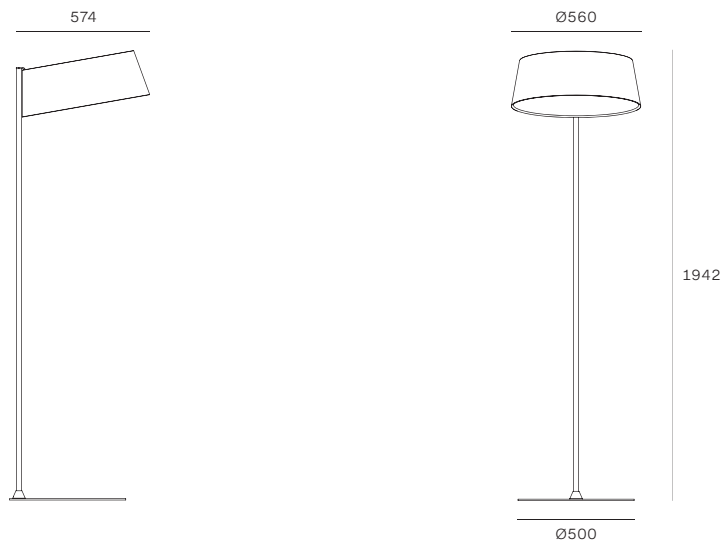




1. Oxygen curved rod



2. Oxygen straight rod



MOD	CODE	FINISH	SOURCE	INPUT	DIMMING	CCT (K)	LUMEN	CRI	IP	OPTICS
1	8101	WH WH	TopLED 36W	220-240V	Push DIM	3000	4042	90	20	Diffused
	8102	BK WH	TopLED 36W	220-240V	Push DIM	3000	4042	90	20	Diffused
	8103	YL WH	TopLED 36W	220-240V	Push DIM	3000	4042	90	20	Diffused
	8104	AZ WH	TopLED 36W	220-240V	Push DIM	3000	4042	90	20	Diffused
2	8097	WH WH	TopLED 36W	220-240V	Push DIM	3000	4042	90	20	Diffused
	8098	BK WH	TopLED 36W	220-240V	Push DIM	3000	4042	90	20	Diffused
	8099	YL WH	TopLED 36W	220-240V	Push DIM	3000	4042	90	20	Diffused
	8100	AZ WH	TopLED 36W	220-240V	Push DIM	3000	4042	90	20	Diffused

Sparkling

2019

Pio e Tito Toso

Sparkling is a luminous column that combines technology and decoration, thanks to its optical design and astonishing visual effects. Sparkling is a lamp that goes beyond mere function, imbuing the space with its presence. • **PMMA diffuser, metal base. Finishes: white/transparent, cola/transparent.**



Sparkling è una colonna luminosa che combina tecnologia e decorazione, grazie alle grafiche optical dai sorprendenti effetti visivi. Sparkling è una lampada che va oltre la funzione, riempiendo lo spazio con la sua presenza. • **Diffusore in PMMA, base in metallo. Finiture: bianco/trasparente, cola/trasparente.**

Sparkling ist eine Leuchtsäule, die Dekor und Technologie dank der optischen Graphiken von überraschenden visuellen Effekten miteinander kombiniert. Sparkling ist eine Leuchte, die über ihre Funktion hinausgeht und den Raum mit ihrer Präsenz füllt. • **Diffusor aus PMMA, Gestell aus Metall. Ausführungen: weiß/transparent, cola/transparent.**





1. Sparkling



MOD	CODE	FINISH	SOURCE	INPUT	DIMMING	CCT (K)	LUMEN	CRI	IP	OPTICS
1	8910	WH	TopLED 36W	220-240V	Push DIM	3000	3847	90	20	Diffused
	8911	CL	TopLED 36W	220-240V	Push DIM	3000	3847	90	20	Diffused

Tablet

2014

Mirco Crosatto

Tablet is a family of minimalistic lamps with adjustable light. A thin, rectangular frame houses the mobile light sources which, thanks to the almost complete rotation on its own axis, allows the orientation of direct, indirect or combined beams of light.

• **Aluminium body, opaline polycarbonate diffuser, metal base. Finishes: white, black.**

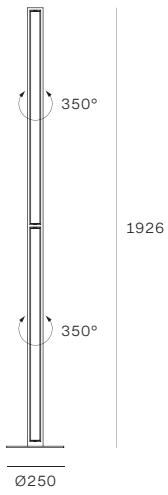
Tablet è una famiglia di lampade minimali a luce direzionabile. In un sottile telaio rettangolare sono incorniciate le sorgenti mobili che, grazie alla rotazione quasi completa sul proprio asse, permettono l'orientamento di fasci luminosi diretti, indiretti o combinati. • **Corpo in alluminio, diffusore in policarbonato opalino, base in metallo. Finiture: bianco, nero.**

Tablet ist eine Familie minimalistischer Leuchten mit ausrichtbarem Licht. In einem dünnen rechteckigen Rahmen stecken die beweglichen Lichtquellen, die dank der praktisch kompletten Drehung um die eigene Achse erlauben, die direkten, indirekten oder kombinierten Lichtbündel auszurichten. • **Lampenkörper aus Aluminium, Diffusor aus milchigem Polycarbonat, Sockel aus Metall. Ausführungen: weiß, schwarz.**





1. Tablet



MOD	CODE	FINISH	SOURCE	INPUT	DIMMING	CCT (K)	LUMEN	CRI	IP	OPTICS
1	8452	WH	TopLED 36W	220-240V	Push DIM	3000	4640	80	20	Diffused
	8453	BK	TopLED 36W	220-240V	Push DIM	3000	4640	80	20	Diffused

Other versions: suspension, p. 222; wall/ceiling, p. 330.

Topo

1970

Joe Colombo

Topo is a fascinating object of automotive inspiration: the slits on the metal shell are reminiscent of the vents on a 1960s sports car, whilst the lampshade's form corresponds to the casing of the classic E27 bulb it contains, like the bodywork enclosing an engine. The jointed metal arms allow the lamp to be extended or retracted at will.

• **Metal shell, handle in heat-insulating material, metal arms and rod, metal base with exterior polyethylene finish. Shell and arm finishes: white, black, green and chrome with black rod and base or in full iconic red.**

Topo è un affascinante oggetto d'ispirazione automobilistica: le fessure sulla calotta metallica ricordano le prese d'aria delle auto sportive anni Sessanta, mentre la forma del paralume corrisponde all'involucro della classica lampadina E27 accolta al suo interno, come una carrozzeria sul motore sottostante. I bracci snodabili in metallo permettono di estendere o ritrarre la lampada a piacimento.

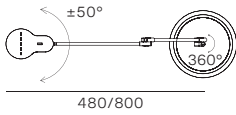
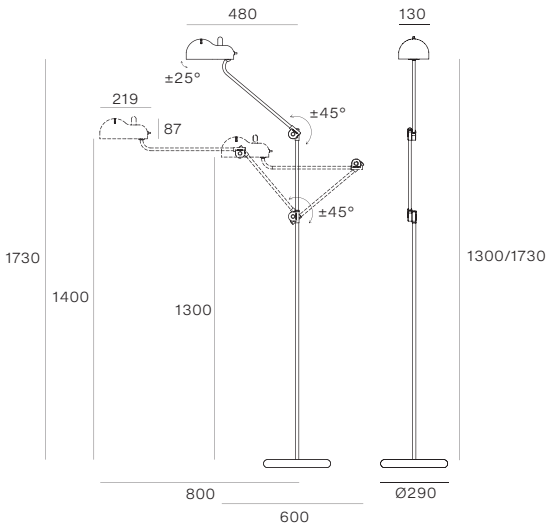
• **Calotta in metallo, impugnatura in materiale termoisolante, bracci e asta in metallo, base in metallo con rifinitura esterna in polietilene. Finiture calotta e bracci: bianco, nero, verde e cromo con asta e base nera, oppure full iconic red.**

Topo ist ein faszinierender Gegenstand, der sich an das Automobil inspiriert: Die Schlitz an der Kappe erinnern an die Luftschlitze der Sportautos der 60er Jahre, während die Form des Lampenschirms der Hüllkurve der klassischen Glühbirne E27 entspricht, die in ihr aufgenommen wird, wie eine Karosserie auf dem darunterliegenden Motor. Die Gelenkarme aus Metall erlauben die Leuchte ganz nach Belieben auszuziehen oder einzuziehen. • **Kappe aus Metall, Griff aus wärmeisolierendem Material, Arme und Stange aus Metall, Sockel aus Metall mit Polyethylenbeschichtung außen. Ausführungen der Kappe und der Arme: weiß, schwarz, grün und chrom mit Stange und schwarzer Sockel oder Sockel in Full Iconic Red.**





1. Topo



Included bulb

Classic A Retrofit LED Bulb E27 7W



MOD	CODE	FINISH	SOURCE	INPUT	DIMMING	CCT (K)	LUMEN	CRI	IP	OPTICS
1	9081	WH BK	1xE27 7W	220-240V	No	2700	806	≥80	20	Diffused
	9082	BK BK	1xE27 7W	220-240V	No	2700	806	≥80	20	Diffused
	9083	RI RI	1xE27 7W	220-240V	No	2700	806	≥80	20	Diffused
	9084	GM BK	1xE27 7W	220-240V	No	2700	806	≥80	20	Diffused
	9085	CR BK	1xE27 7W	220-240V	No	2700	806	≥80	20	Diffused

Triedro

1970

Joe Colombo

The Triedro floor lamp is reminiscent of lighting from a photo shoot. Thanks to the contoured and bent metal lampshade, comprised of three parts, the light from the silver-domed LED bulb reflects without glare. A vast flexibility of movement is guaranteed by the supporting double joint, which allows the light source to rotate, incline and slide along the steel stem secured to the solid, circular base. • **Lampshade, body, bulb holder and rod in metal. Metal base with polyethylene finish. Finish: white/black/chrome.**

Triedro da terra ricorda le lampade di scena dei set fotografici. Grazie al paralume in metallo sagomato e piegato in tre parti, riflette la luce della lampadina LED a cupola argentata, senza abbagliare. Un'ampia flessibilità di movimento è garantita dal doppio snodo portante, che permette alla sorgente di ruotare, inclinarsi e scorrere lungo lo stelo in acciaio vincolato alla base circolare. • **Paralume, corpo, portalampada e asta in metallo. Base in metallo con rifinitura in polietilene. Finitura: bianco/nero/cromo.**

Die Bodenleuchte Triedro erinnert an die Szenenleuchten von Fotoshootings. Dank dem Lampenschirm aus geformtem und in drei Teile gebogenem Metall reflektiert das Licht des LED- Leuchtmittels mit versilberter Kuppel, ohne zu blenden. Eine große Bewegungsflexibilität wird vom tragenden Doppelgelenk garantiert, das erlaubt, die Leuchtquelle zu drehen, kippen und entlang des Stiels aus Stahl laufen zu lassen. Der Stiel aus Stahl ist am soliden runden Sockel gebunden. • **Lampenschirm, Lampenkörper und Fassung und Stange aus Metall. Sockel aus Metall mit Polyethylenbeschichtung. Ausführung: weiß/schwarz/ chrom.**

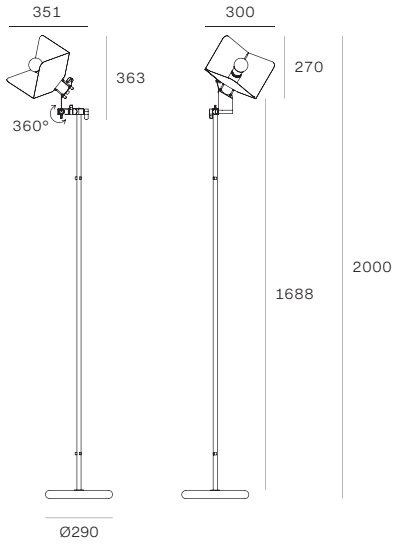








1. Tredro



.....
Included bulb

Classic A Mirror
LED Bulb E27 7W



MOD	CODE	FINISH	SOURCE	INPUT	DIMMING	CCT (K)	LUMEN	CRI	IP	OPTICS
1	8994	WH	1xE27 7W	220-240V	No	2700	650	≥80	20	Diffused

Xilema

2014

Edin Dedovic

The floor-mounted Xilema combines minimalist geometry with sophisticated technology. A thin, vertical body contains a WallWasher topLED light source that diffuses uniform illumination onto the wall. The well-proportioned cement base contributes to the aesthetics with a solid personality. • **Aluminium body, PMMA diffuser, concrete base. Finishes: white/concrete, polished aluminium/concrete.**

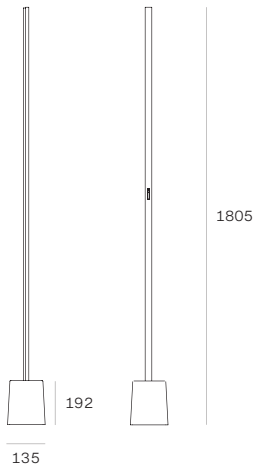
Xilema da terra coniuga una geometria minimale ad una sofisticata tecnologia. Il sottile corpo verticale contiene una sorgente topLED Wall Washer che diffonde sulla parete una luce omogenea. La base in cemento, ben proporzionata, contribuisce a un'estetica dalla personalità rigorosa. • **Corpo in alluminio, diffusore in PMMA, base in cemento. Finiture: bianco/cemento, alluminio lucido/cemento.**

Die Bodenleuchte Xilema verbindet eine minimalistische Geometrie mit einer ausgeklügelten Technologie. Der dünnwandige vertikale Körper umschließt eine Lichtquelle topLED Wall Washer, die auf der Wand ein homogenes Licht verteilt. Der Sockel aus Zement, wohl proportioniert, trägt zur strengen Ästhetik der Leuchte bei. • **Lampenkörper aus Aluminium, Diffusor aus PMMA, Sockel aus Zement. Ausführungen: weiß/Zement, glänzendes Aluminium/Zement.**





1. Xilema



MOD	CODE	FINISH	SOURCE	INPUT	DIMMING	CCT (K)	LUMEN	CRI	IP	OPTICS
1	7771	WH	TopLED 25W	220-240V	Touch	3000	2915	90	20	Double asym.
	7772	AP	TopLED 25W	220-240V	Touch	3000	2915	90	20	Double asym.

Other versions: suspension, p. 238; wall/ceiling, p. 342.

Table
Tavolo
Tisch 12

Floor
Pavimento
Boden 68

Suspension
Sospensione
Aufhängung

Wall/ceiling
Parete/soffitto
Wand/Decke 248

Campana	118
Demí	124
Derby	130
Diphy	136
Galassia	142
Hinomaru	150
Honey	154
La Mariée	158
Lama	162
Lampiatta	166
Megafono	170
Mongolfier	176
Mr Magoo	180
Opti-line	184
Oxygen	188
Quad	194
Reflexio	200
Saliscendi	204
Saturn	212
Sputnik	216
Tablet	222
Trepiù	228
Triedro	234
Xilema	238
2Nights	242

Campana

1969

Stilnovo

Dating back to 1969, the Campana recalls the Pop style that is still trendy today. The new LED light source integrated into the large flared lampshade illuminates the underlying environment whilst creating a characteristic luminous corolla that slides across the external surface of the lamp. • **Aluminium body and lampshade, metal wire casing. Finishes: grey-white, red, grey-white/brushed aluminium.**

Campana, dal 1969, richiama lo stile pop ancora oggi attuale. La nuova sorgente a LED integrata nell'ampio paralume svasato illumina l'ambiente sottostante e, al contempo, crea una caratteristica corolla luminosa che scivola sulla superficie esterna della lampada. • **Calotta e paralume in alluminio, coprifilo in metallo. Finiture: grey white, rosso, grey white/alluminio spazzolato.**

Die Leuchte Campana, von 1969, erinnert an den noch heute aktuellen Pop-Stil. Die neue LED-Quelle, die in den ausladenden, nach unten breiter werdenden Lampenschirm integriert ist, beleuchtet den Raum unter sich und formt gleichzeitig eine charakteristische Leuchtkrone, die über die Außenoberfläche der Leuchte gleitet. • **Kappe und Lampenschirm aus Aluminium, Kabelabdeckung aus Metall. Ausführungen: grey white, rot, grey white/gebürstetes Aluminium.**

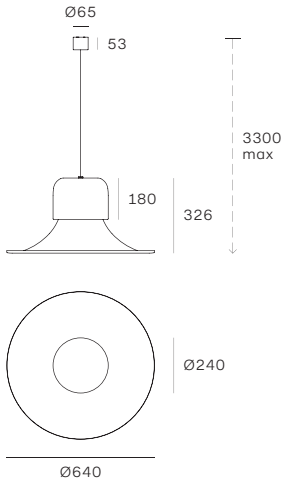









1. Campana Ø64



.....
Dimming kits

 **KIT0079** / CASAMBI
 DALI / 1 art / out



MOD	CODE	FINISH	SOURCE	INPUT	DIMMING	CCT (K)	LUMEN	CRI	IP	OPTICS
1	9300	WG WG	TopLED 31W	220-240V	DALI Push	2700	3648	90	20	Diffused
	9301	RF RF	TopLED 31W	220-240V	DALI Push	2700	3648	90	20	Diffused
	9302	WG AB	TopLED 31W	220-240V	DALI Push	2700	3648	90	20	Diffused

Demí

2019

Mirco Crosatto


When switched off, Demí is a large, transparent dome. When switched on, the lower edge and the thousands of laser micro-incisions on the surface emit soft and uniform light thanks to the exclusive Opti Light™ technology. The light is generated by an invisible LED bulb inside the ring of the large upper opening that, like in Rome's ancient Pantheon, is the source of light. • **Heat-blown PMMA diffuser, aluminium ring, metal wire casing. Finish: white/transparent.**

Demí da spenta è un'ampia cupola trasparente. Grazie all'esclusiva tecnologia Opti-Light™, quando viene accesa, il bordo inferiore e le migliaia di microincisioni al laser della superficie diffondono un'illuminazione morbida e omogenea. Questa è generata da un'invisibile sorgente LED posta nell'anello del grande foro superiore che, come nell'antico Pantheon, è origine di luce. • **Diffusore in PMMA termosoffiato, anello in alluminio, coprifilo in metallo. Finitura: bianco/trasparente.**

Demí ist ausgeschaltet eine große, transparente Kuppel. Dank der exklusiven Opti-Light™-Technologie streuen der untere Rand und die tausenden Lasermikrogravuren, wenn die Leuchte eingeschaltet wird, ein weiches, gleichmäßiges Licht. Das Licht wird durch eine unsichtbare LED-Leuchtquelle im Ring des großen oberen Lochs, aus dem, wie im alten Pantheon, das Licht kommt, erzeugt. • **Diffusor aus heißgeblasenem PMMA, Ring aus Aluminium, Kabelabdeckung aus Metall. Ausführung: Weiß/transparent.**



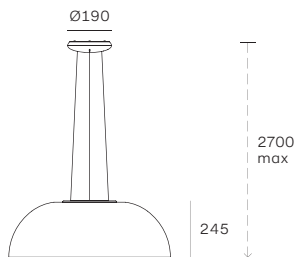









1. Demí Ø70



Ø700

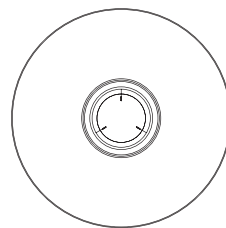
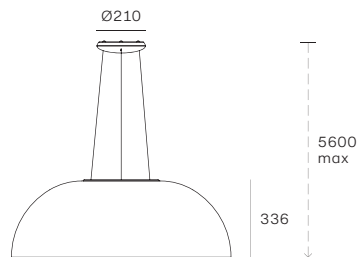
.....
Dimming kits

 **KIT0079** / CASAMBI
DALI / 1 art / in

 **KIT0080** / CASAMBI
PH-CUT / 1 art / in


 **KIT0026**
PH-CUT / 1-3 art

2. Demí Ø95



Ø950

.....
Dimming kits

 **KIT0079** / CASAMBI
DALI / 1 art / in

MOD	CODE	FINISH	SOURCE	INPUT	DIMMING	CCT (K)	LUMEN	CRI	IP	OPTICS
1	8890	WH TR	TopLED 37W	220-240V	DALI Push	3000	4198	80	20	Diffused
	8892	WH TR	TopLED 33W	220-240V	Phase-cut	3000	3748	80	20	Diffused
2	8891	WH TR	TopLED 55W	220-240V	DALI Push	3000	6219	80	20	Diffused

Derby

2019

Mirco Crosatto

Derby is an adjustable parabola in a sound-absorbent material covered in fabric for both direct and indirect light. Offering diffused emission or output with darklight screening for UGR control, Derby is ideal in work environments. Designed to reduce glare and improve visual and acoustic comfort, its dual function is perfectly executed.


• **Body in sound-absorbing polyester staple fibre covered in fabric, metal wire casing. Finishes: orange/white, grey/grey, brown/brown.**


Derby è una parabola orientabile in materiale fonoassorbente rivestito in tessuto, che integra un'illuminazione sia indiretta che diretta. Quest'ultima può avere un'emissione diffusa o con schermatura darklight per il controllo dell'UGR, ideale negli ambienti lavorativi. Derby è pensata per ridurre l'abbagliamento e migliorare il comfort visivo e acustico: una doppia funzione espressa al meglio. • **Corpo in fibra di poliestere in fiocco fonoassorbente rivestita in tessuto, coprifiolo in metallo. Finiture: arancio/bianco, grigio/grigio, marrone/marrone.**

Derby ist eine schwenkbare parabelförmige Leuchte aus schallschluckendem Material mit Stoffbezug, die sowohl eine indirekte als auch eine direkte Beleuchtung integriert. Die direkte Beleuchtung kann eine diffuse Emission oder eine Emission mit dem Abschirmblech Darklight für die Steuerung des UGR, ideal für Arbeitsumgebungen, haben. Derby wurde entworfen, um das Blendlicht zu reduzieren und den Sehkomfort und das akustische Erleben zu verbessern: Eine Doppelfunktion, ausgedrückt, wie es nicht besser geht. • **Lampenkörper aus 100% schallschluckender Polyester-spinnfaser, mit Stoff bezogen, Kabelabdeckung aus Metall. Ausführung: orange/weiß, grau/grau, braun/braun.**



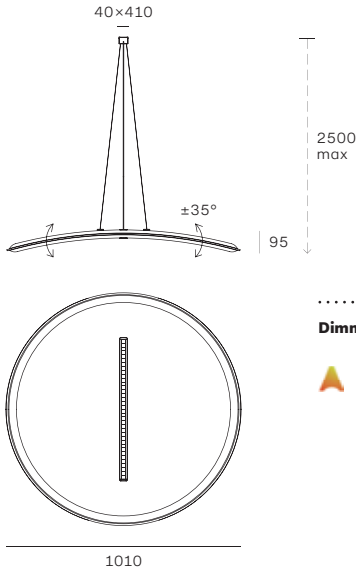









1. Derby darklight

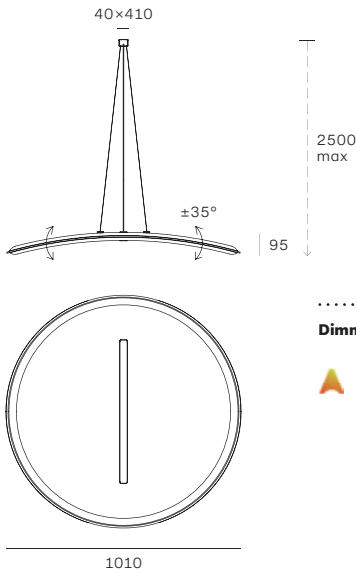


Dimming kits


 **KIT0079** / CASAMBI
DALI / 1 art / out



2. Derby diffused



Dimming kits

 **KIT0079** / CASAMBI
DALI / 1 art / out



Sound absorbing

MOD	CODE	FINISH	SOURCE	INPUT	DIMMING	CCT (K)	LUMEN	CRI	IP	OPTICS
1	8900	GR GR	TopLED 14W+7W	220-240V	DALI Push	3000	2613	90	40	Diffused / UGR<16
	8903	BR BR	TopLED 14W+7W	220-240V	DALI Push	3000	2613	90	40	Diffused / UGR<16
	8906	OR WH	TopLED 14W+7W	220-240V	DALI Push	3000	2613	90	40	Diffused / UGR<16
2	8901	GR GR	TopLED 28W	220-240V	DALI Push	3000	3497	90	40	Diffused
	8904	BR BR	TopLED 28W	220-240V	DALI Push	3000	3497	90	40	Diffused
	8907	OR WH	TopLED 28W	220-240V	DALI Push	3000	3497	90	40	Diffused

Diphy

2016

Mirco Crosatto

Diphy is a collection of luminous and transparent petals, combining natural aesthetics with a technological soul. The central source transmits light to the curving edges whilst the micro-incisions of the surfaces create soft and uniform ambient lighting. OptiLight™ technology allows Diphy to disappear from view when switched off, only to magically reappear when switched on.

• **Thermocurved PMMA diffuser, central body in aluminium, metal wire casing. Finish: white/transparent.**


Diphy è una collezione di petali luminosi e trasparenti, che combina l'estetica organica a un'anima tecnologica. La sorgente centrale trasmette la luce ai bordi sinuosi e alle microincisioni delle superfici, creando un'illuminazione d'ambiente morbida e omogenea. La tecnologia OptiLight™ permette a Diphy di scomparire alla vista se spenta, per riapparire magicamente quando accesa. • **Diffusore in PMMA termocurvato, corpo centrale in alluminio, coprifilo in metallo. Finitura: bianco/trasparente.**

Diphy ist eine Kollektion an transparenten, leuchtenden Blütenblättern, welche die organische Ästhetik mit einer technologischen Seele kombiniert. Die zentrale Lichtquelle leitet das Licht zu den kurvenförmigen Rändern und den Mikrogravuren der Oberfläche und schafft so ein weiches und homogenes Raumlicht. Die OptiLight™-Technik erlaubt Diphy aus dem Sichtfeld zu verschwinden, sobald sie abgeschaltet ist, um magischerweiser wieder zu erscheinen, sobald sie eingeschaltet wird.

• **Diffusor aus heißgebogenem PMMA, Mittelkörper aus Aluminium, Kabelabdeckung aus Metall. Ausführung: weiß/transparent.**

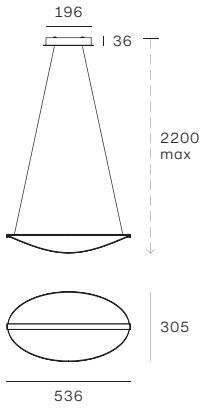











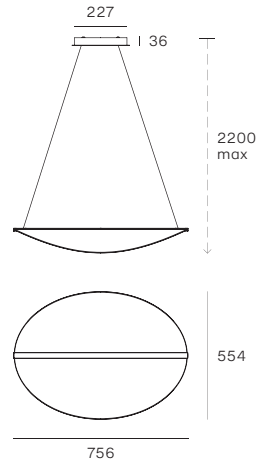
1. Diphy L54






Dimming kits

-  **KIT0079** / CASAMBI DALI / 1 art / in
-  **KIT0080** / CASAMBI PH-CUT / 1-2 art / in
-  **KIT0026** PH-CUT / 1-4 art

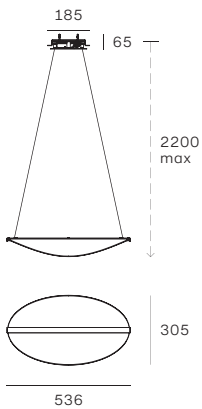
2. Diphy L76





Dimming kits

-  **KIT0079** / CASAMBI DALI / 1 art / in
-  **KIT0080** / CASAMBI PH-CUT / 1 art / in
-  **KIT0026** PH-CUT / 1-2 art

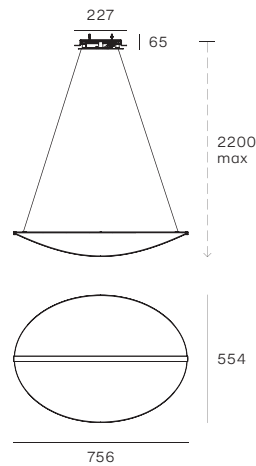
3. Diphy L54 Semi-recessed





Dimming kits

-  **KIT0080** / CASAMBI PH-CUT / 1-2 art / in
-  **KIT0026** PH-CUT / 1-4 art

4. Diphy L76 Semi-recessed

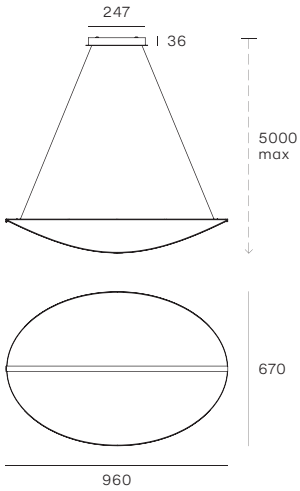


Dimming kits

-  **KIT0080** / CASAMBI PH-CUT / 1 art / in
-  **KIT0026** PH-CUT / 1-2 art

MOD	CODE	FINISH	SOURCE	INPUT	DIMMING	CCT (K)	LUMEN	CRI	IP	OPTICS
1	9090	WH TR	TopLED 20W	220-240V	DALI Push	3000	2609	90	20	Diffused
	8172	WH TR	TopLED 20W	220-240V	Phase-cut	3000	2609	90	20	Diffused
2	8170	WH TR	TopLED 40W	220-240V	DALI Push	3000	4368	90	20	Diffused
	8173	WH TR	TopLED 48W	220-240V	Phase-cut	3000	5011	90	20	Diffused
3	8174	WH TR	TopLED 20W	220-240V	Phase-cut	3000	2609	90	20	Diffused
4	8171	WH TR	TopLED 48W	220-240V	Phase-cut	3000	5011	90	20	Diffused

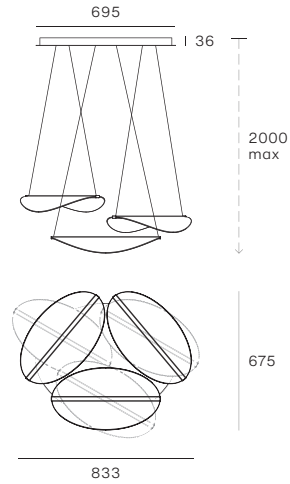
5. Diphy L96



Dimming kits

KIT0079 / CASAMBI
DALI / 1 art / in

6. Diphy 3 sources



Dimming kits

KIT0079 / CASAMBI
DALI / 1 art / in

MOD	CODE	FINISH	SOURCE	INPUT	DIMMING	CCT (K)	LUMEN	CRI	IP	OPTICS
5	8169	WH TR	TopLED 54W	220-240V	DALI Push	3000	5760	90	20	Diffused
6	8168	WH TR	TopLED 54W	220-240V	DALI Push	3000	6582	90	20	Diffused

Galassia

1959

Stilnovo

The 1950s charm of the Galassia suspension light, available with six or twelve bulbs, remains unchanged thanks to the combination of the brass with galvanic gilding on the structure and the white triplex blown glass spheres. A priceless collection that enriches the space with a sophisticated retro touch. • **Interchangeable brass body and rods, triplex glass diffusers, metal wire casing. Finish: brass with galvanic gilding/glossy white glass.**

Galassia sospensione, disponibile a sei o a dodici luci, mantiene inalterato il fascino anni Cinquanta grazie all'abbinamento fra l'ottone con doratura galvanica della struttura e le sfere in vetro soffiato triplex bianco. Una preziosa collezione che arricchisce lo spazio con un sofisticato tocco retrò. • **Corpo e aste intercambiabili in ottone, diffusori in vetro triplex coprifilo in metallo. Finitura: ottone con doratura galvanica/vetro bianco lucido.**

Die Hängeleuchte Galassia ist mit sechs oder zwölf Lichtern erhältlich, sie hat dank der Kombination der Struktur aus Messing mit galvanischer Goldbeschichtung mit den weißen Kugeln aus geblasenem Triplex-Glas den Charme der fünfziger Jahre unverändert bewahrt. Eine kostbare Kollektion, die den Raum mit einem anspruchsvollen Retro-Touch bereichert. • **Lampenkörper und auswechselbare Stangen aus Messing, Diffusoren aus Triplex-Glas, Kabelabdeckung aus Metall. Ausführung: Messing mit galvanischer Goldbeschichtung/weiß glänzendes Glas.**





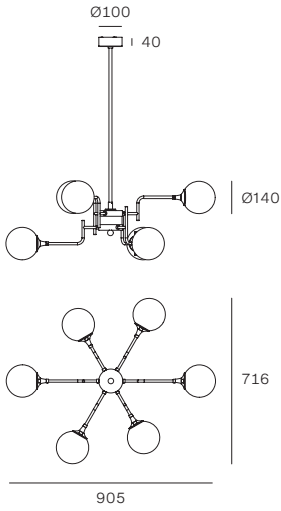








1. Galassia 6 sources



960 (with longer stem)*

Included bulbs

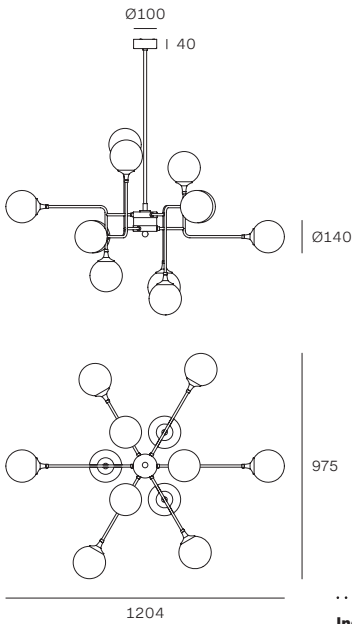
Miniglobo P45
LED Bulb E14 6W



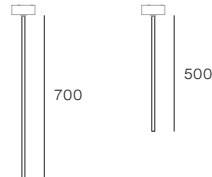
2. Galassia 12 sources



*2 stems included



1252 (with longer stem)*



Included bulbs

Miniglobo P45
LED Bulb E14 6W

MOD	CODE	FINISH	SOURCE	INPUT	DIMMING	CCT (K)	LUMEN	CRI	IP	OPTICS
1	9556	GD WH	6xE14 6W	220-240V	No	2700	4836	≥80	20	Diffused
2	9555	GD WH	12xE14 6W	220-240V	No	2700	9672	≥80	20	Diffused

Hinomaru

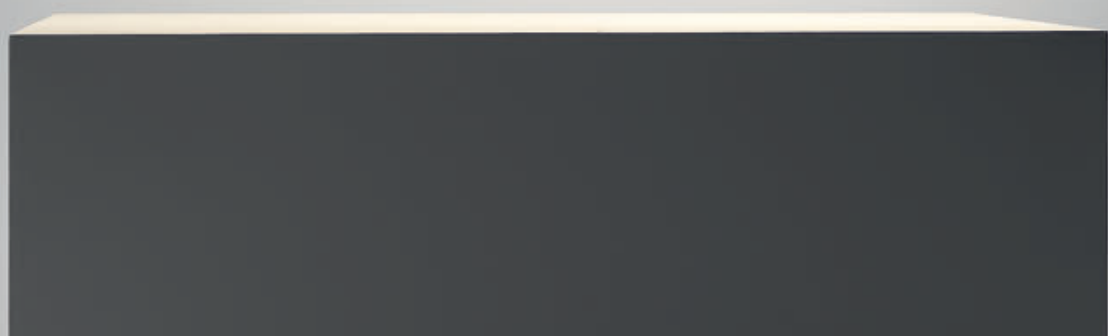
2018

Mirco Crosatto

Hinomaru's thin and shiny metallic perimeter in rose gold or black nickel houses the topLED light source. Illumination is transmitted to the large central disc thanks to the OptiLight™ technology, emitting a soft and uniform light into the environment. • **Metal body and wire casing, PMMA diffuser. Finishes: galvanic pink gold, black galvanic nickel.**

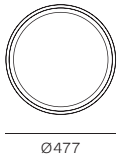
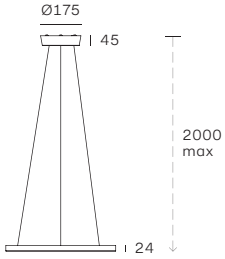
Hinomaru ha un sottile e brillante perimetro metallico in oro rosa o nichel nero, che accoglie la sorgente topLED. La luce è trasmessa all'ampio disco centrale grazie alla tecnologia OptiLight™, che diffonde nell'ambiente un'illuminazione morbida ed uniforme. • **Corpo e coprifilo in metallo, diffusore in PMMA. Finiture: galvanica oro rosa, galvanica nichel nero.**

Hinomaru hat eine feine und glänzende Metallumfassung in Goldrosa oder Nickel-schwarz, welche die Lichtquelle topLED aufnimmt. Das Licht wird dank der Technologie OptiLight™ an die breite zentrale Scheibe weitergegeben, welche die Umgebung weich und gleichmäßig beleuchtet. • **Lampenkörper und Kabelabdeckung aus Metall, Diffusor aus PMMA. Ausführungen: galvanisch vergoldet in Goldrosa, galvanisch vernickelt in Schwarz.**







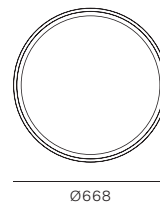
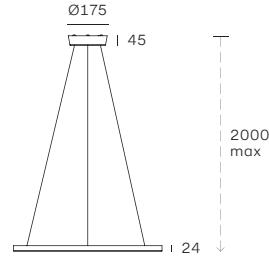
1. Hinomaru Ø48





Dimming kits


-  **KIT0080** / CASAMBI
PH-CUT / 1 art / out
-  **KIT0026**
PH-CUT / 1-3 art

2. Hinomaru Ø67



Dimming kits

-  **KIT0080** / CASAMBI
PH-CUT / 1 art / out
-  **KIT0026**
PH-CUT / 1-2 art



MOD	CODE	FINISH	SOURCE	INPUT	DIMMING	CCT (K)	LUMEN	CRI	IP	OPTICS
1	8614	BN	TopLED 30W	220-240V	Phase-cut	3000	4042	90	40	Diffused
	8615	GP	TopLED 30W	220-240V	Phase-cut	3000	4042	90	40	Diffused
2	8618	BN	TopLED 42W	220-240V	Phase-cut	3000	5671	90	40	Diffused
	8619	GP	TopLED 42W	220-240V	Phase-cut	3000	5671	90	40	Diffused

Honey

2019

Pio e Tito Toso

The Honey collection plays on the repetition of a modular element which multiplies to create linear or circular configurations. The warm light is diffused both directly and indirectly and, curtained by wavy opaline diffusers, creates fascinating nuances.

• **Modules in polycarbonate, metal wire casing. Finish: glossy white.**

La collezione Honey gioca sulla ripetizione di un elemento modulare, che si moltiplica creando configurazioni lineari o circolari.

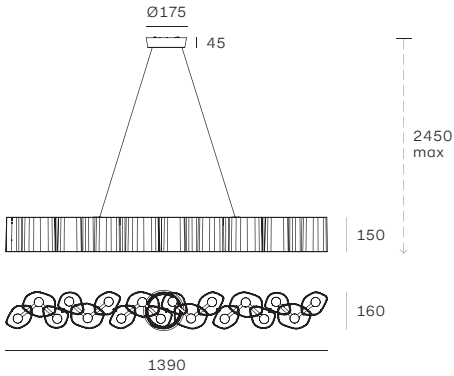
La luce calda è diffusa sia in modo diretto che indiretto e, schermata da opalini ondulati, dà vita ad affascinanti sfumature. • **Moduli in polycarbonato, coprifilo in metallo. Finitura: bianco lucido.**

Die Kollektion Honey setzt auf die Wiederholung eines Moduls, das sich gradlinige und kreisförmige Konfigurationen schaffend vervielfacht. Das warme Licht verbreitet sich sowohl direkt als auch indirekt und, abgeschirmt von wellenförmigen Milchglasscheiben, weckt sie ein Spiel an verzaubernden Nuancierungen. • **Zylinder aus Aluminium, Kabelabdeckung aus Metall. Ausführung: glänzend weiß.**





1. Honey L139

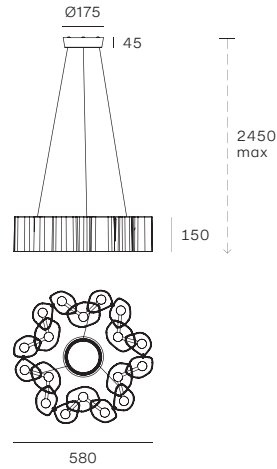


Dimming kits

KIT0080 / CASAMBI
PH-CUT / 1 art / in

KIT0026
PH-CUT / 1-2 art

2. Honey Ø58

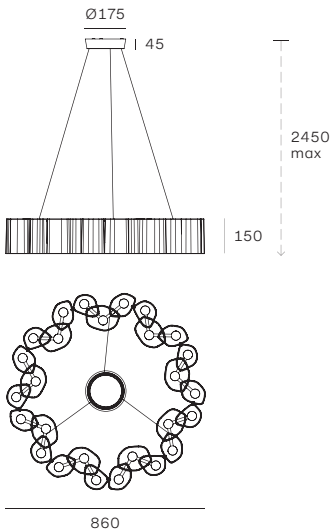


Dimming kits

KIT0080 / CASAMBI
PH-CUT / 1 art / in

KIT0026
PH-CUT / 1-2 art

3. Honey Ø86

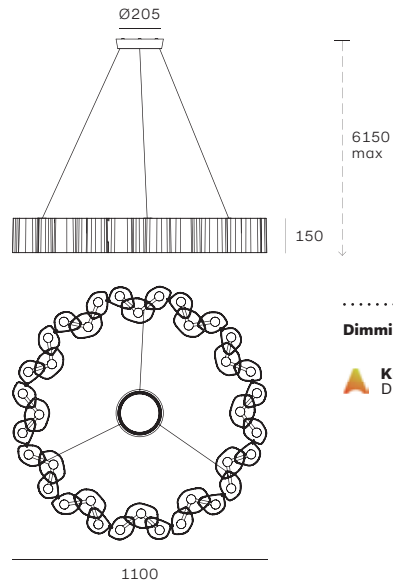


Dimming kits

KIT0080 / CASAMBI
PH-CUT / 1 art / in

KIT0026
PH-CUT / 1-2 art

4. Honey Ø110



Dimming kits

KIT0079 / CASAMBI
DALI / 1 art / in

MOD	CODE	FINISH	SOURCE	INPUT	DIMMING	CCT (K)	LUMEN	CRI	IP	OPTICS
1	8680	WH	TopLED 35W	220-240V	Phase-cut	2700	3523	90	20	Diffused
2	8682	WH	TopLED 35W	220-240V	Phase-cut	2700	3523	90	20	Diffused
3	8684	WH	TopLED 50W	220-240V	Phase-cut	2700	5379	90	20	Diffused
4	8686	WH	TopLED 105W	220-240V	DALI Push	2700	10844	90	20	Diffused

La Mariée

2018

Mirco Crosatto

La Mariée is an ethereal sphere in blown glass with elegant copper, gold or smokey grey tones. The slightly oval shape and the hidden light source emit a soft ambient illumination that creates a play of reflections. Alone or as part of an arrangement, La Mariée adds a refined touch to the environment. • **Blown glass casting diffuser, aluminium inner ring, metal wire casing.**
Finishes: transparent/white, smoky grey/galvanic black nickel, copper/galvanic rose gold, gold/galvanic gold.

La Mariée è un'eterea sfera in vetro soffiato dalle preziose tonalità ramate, dorate o fumé. La forma leggermente ovalizzata e la sorgente invisibile diffondono una luce d'ambiente morbida, che gioca di riflessi. Da sola o in composizione, La Mariée aggiunge un tocco raffinato all'ambiente. • **Diffusore in vetro in pasta soffiato, anello interno in alluminio, coprifilo in metallo.**
Finiture: trasparente/bianco, fumé/galvanica nichel nero, rame/galvanica oro rosa, oro/galvanica oro.

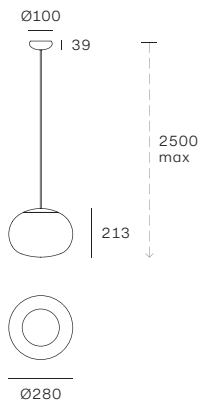
La Mariée ist eine ätherische Kugel aus geblasenem Glas in kostbaren Kupfer-, Gold- und Rauchfarben. Die leicht ovale Form und die unsichtbare Lichtquelle verbreiten ein weiches Raumlicht, das mit Reflexen spielt. Allein oder in Komposition gibt La Mariée dem Ambiente einen raffinierten Touch. • **Diffusor aus in Form geblasenes Glas, Innenring aus Aluminium, Kabelabdeckung aus Metall.**
Ausführungen: transparent/weiß, fumé/galvanisch vernickelt in Schwarz, Kupfer/galvanisch vergoldet in Goldrosa, gold/galvanisch vergoldet in Gold.








1. La Mariée



.....
Dimming kits

 **KIT0080** / CASAMBI
PH-CUT / 1-5 art / out

 **KIT0026**
PH-CUT / 1-11 art



MOD	CODE	FINISH	SOURCE	INPUT	DIMMING	CCT (K)	LUMEN	CRI	IP	OPTICS
1	8624	WH GL	TopLED 9W	220-240V	Phase-cut	3000	1008	90	20	Diffused
	8625	WH TR	TopLED 9W	220-240V	Phase-cut	3000	1008	90	20	Diffused
	8626	BK SM	TopLED 9W	220-240V	Phase-cut	3000	1008	90	20	Diffused
	8627	WH CP	TopLED 9W	220-240V	Phase-cut	3000	1008	90	20	Diffused

Lama

2011

Mirco Crosatto

Lama is a linear pendant lamp with minimalist design. The opaline diffusers are built into the aluminium frame to directly unleash the topLED light, ideal for any modern space. • **Aluminium body, polycarbonate diffuser, metal wire casing. Finishes: white, black.**

Lama è una lampada a sospensione dal design minimale. Nel telaio in alluminio si integrano i diffusori opalini, dai quali si sprigiona una luce topLED a emissione diretta ideale in ogni spazio contemporaneo.

• **Corpo in alluminio, diffusore in policarbonato, coprifilo in metallo. Finiture: bianco, nero.**

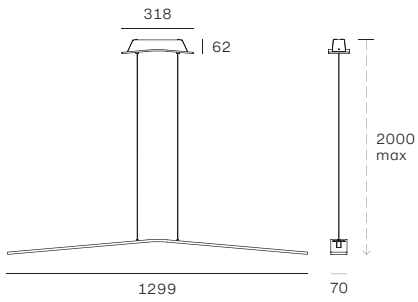
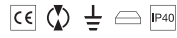
Lama ist eine Hängeleuchte von minimalistischem Design Die milchigen Diffusoren, von denen ein Licht topLED mit direkter Emission, ideal für jeden zeitgenössischen Raum, verströmt wird, integrieren sich harmonisch in den Aluminiumrahmen.

• **Lampenkörper aus Aluminium, Diffusor aus Polycarbonat, Kabelabdeckung aus Metall. Ausführungen: weiß, schwarz.**

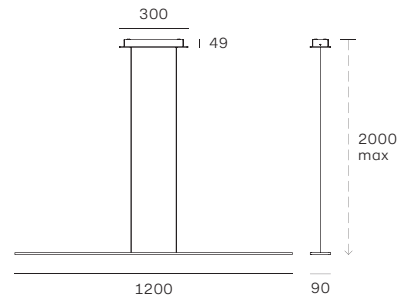




1. Lama bended



2. Lama straight



MOD	CODE	FINISH	SOURCE	INPUT	DIMMING	CCT (K)	LUMEN	CRI	IP	OPTICS
1	7106	WH	TopLED 45W	220-240V	No	3000	3241	90	40	Diffused
	7138	BK	TopLED 45W	220-240V	No	3000	3241	90	40	Diffused
2	7118	WH	TopLED 48W	220-240V	No	3000	3450	90	40	Diffused
	7139	BK	TopLED 48W	220-240V	No	3000	3450	90	40	Diffused

Lampiatta

1971

**Jonathan De Pas
Donato D'Urbino
Paolo Lomazzi**

Lampiatta is the essence of suspension. The mechanical parts of this lamp have been reduced to a minimum, assembled without the use of joints or mechanisms. The two sizes and five colours available give life to combinations that are always innovative and vivacious. • **Parabolic diffuser in aluminium, bulb holder in plastic material, metal wire casing. Finishes: white/white, black/white, yellow/white, red/white, green/white.**

Lampiatta è l'essenza della sospensione. È una lampada dalle componenti meccaniche ridotte al minimo, assemblata senza l'uso di snodi o meccanismi. Le due dimensioni e le cinque colorazioni disponibili danno vita a combinazioni sempre nuove e vivaci. • **Parabola in alluminio, portalampana in materiale plastico, coprifilo in metallo. Finiture: bianco/bianco, nero/bianco, giallo/bianco, rosso/bianco, verde/bianco.**

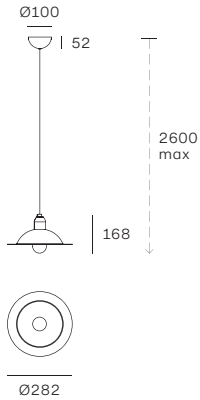
Lampiatta ist die Essenz der Hängeleuchte. Es ist eine Leuchte aus auf ein Minimum reduzierte mechanische Komponenten, die ohne Gelenke und mechanische Elemente zusammengebaut sind. Die beiden Größen und die fünf erhältlichen Farben lassen immer neuen und lebendigen Kombinationen Raum lebendig werden. • **Parabolschirm aus Aluminium, Fassung aus Kunststoff, Kabelabdeckung aus Metall. Ausführungen: weiß/weiß, schwarz/weiß, gelb/weiß, rot/weiß, grün/weiß.**







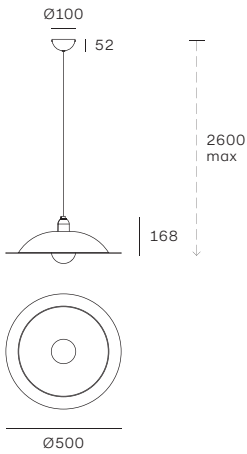
1. Lampiatta Ø28



Included bulb


Classic A Retrofit
LED Bulb E27 7W

2. Lampiatta Ø50



Included bulb

Classic Globe
LED Bulb E27 11W



MOD	CODE	FINISH	SOURCE	INPUT	DIMMING	CCT (K)	LUMEN	CRI	IP	OPTICS
1	8983	WH WH	1xE27 7W	220-240V	No	2700	806	≥80	20	Diffused
	8984	BK WH	1xE27 7W	220-240V	No	2700	806	≥80	20	Diffused
	8985	RV WH	1xE27 7W	220-240V	No	2700	806	≥80	20	Diffused
	8981	YL WH	1xE27 7W	220-240V	No	2700	806	≥80	20	Diffused
	8982	GM WH	1xE27 7W	220-240V	No	2700	806	≥80	20	Diffused
2	8987	WH WH	1xE27 11W	220-240V	No	2700	1520	≥80	20	Diffused
	8988	BK WH	1xE27 11W	220-240V	No	2700	1520	≥80	20	Diffused
	8989	RV WH	1xE27 11W	220-240V	No	2700	1520	≥80	20	Diffused
	8990	YL WH	1xE27 11W	220-240V	No	2700	1520	≥80	20	Diffused
	8991	GM WH	1xE27 11W	220-240V	No	2700	1520	≥80	20	Diffused

Megafono

1958

Stilnovo

Megafono is an iconic 1950s lamp with both direct and indirect light. In the suspension version with three, six or eight arms, a prized brass structure bearing galvanic gilding combines with the directable double-cone lampshades in ivory or glossy black, illuminating the environment with elegance. • **Body, suspension rod and wire casing in brass, metal lampshades.** **Finishes: brass with galvanic gilding, black or ivory lampshades.**

Megafono è una lampada icona degli anni Cinquanta a luce diretta e indiretta. In versione sospensione a tre, sei o otto bracci, abbina alla preziosa struttura in ottone con doratura galvanica i paralumi orientabili a doppio cono in avorio o nero lucido, illuminando l'ambiente con eleganza. • **Corpo, asta di sospensione e coprifilo in ottone, paralumi in metallo. Finiture: ottone con doratura galvanica, paralumi nero oppure avorio.**

Megafono ist eine ikonische Leuchte der Fünfziger Jahre mit direktem und indirektem Licht. In ihrer Version als Hängeleuchte mit drei, sechs oder acht Armen kombiniert sie die kostbar ausgeführte Struktur aus Messing mit galvanischer Goldbeschichtung mit den ausrichtbaren Lampenschirmen mit doppeltem Konus in Elfenbein oder glänzendem Schwarz und beleuchtet so den Raum mit Eleganz. • **Lampenkörper, Stange zum Aufhängen und Kabelabdeckung aus Messing, Lampenschirme aus Metall. Ausführungen: Messing mit galvanischer Goldbeschichtung, Lampenschirme schwarz oder in Elfenbein.**

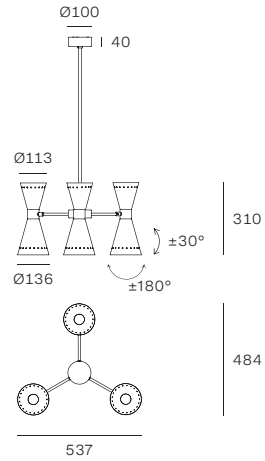








1. Megafono 3x2 sources

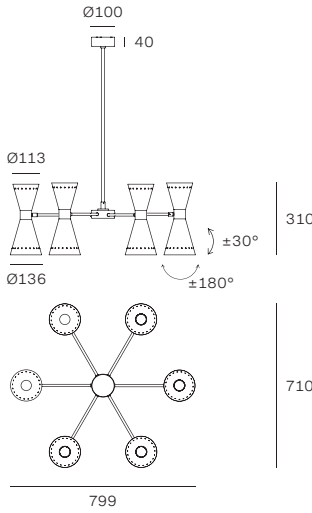


938 (with longer stem)*

Included bulbs

Miniglobo P45
LED Bulb E14 6W

2. Megafono 6x2 sources

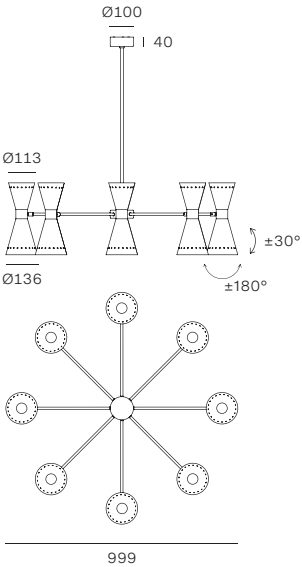


938 (with longer stem)*

Included bulbs

Miniglobo P45
LED Bulb E14 6W

3. Megafono 8x2 sources

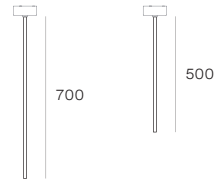


938 (with longer stem)*

Included bulbs

Miniglobo P45
LED Bulb E14 6W

*2 stems included



MOD	CODE	FINISH	SOURCE	INPUT	DIMMING	CCT (K)	LUMEN	CRI	IP	OPTICS
1	9576	GD BK	6xE14 6W	220-240V	No	2700	4836	≥80	20	Diffused
	9577	GD IV	6xE14 6W	220-240V	No	2700	4836	≥80	20	Diffused
2	9568	GD BK	12xE14 6W	220-240V	No	2700	9672	≥80	20	Diffused
	9569	GD IV	12xE14 6W	220-240V	No	2700	9672	≥80	20	Diffused
3	9566	GD BK	16xE14 6W	220-240V	No	2700	12896	≥80	20	Diffused
	9567	GD IV	16xE14 6W	220-240V	No	2700	12896	≥80	20	Diffused

Mongolfier


2016

Stilnovo

The weightless volumes of the Mongolfier embrace and intercept the light, creating elegant plays of reflection and shadow. The Warm Tune™ technology allows you to modify the atmosphere – as the light is dimmed, the radiance becomes increasingly warmer and more subdued until reaching a candle-like effect. • **Body and wire casing in metal. Finishes: black, galvanic pink gold, black galvanic nickel.**

I volumi leggeri di Mongolfier avvolgono e intercettano la luce, creando preziosi giochi di riflessi ed ombre. La tecnologia Warm Tune™ permette di cambiare l'atmosfera: al diminuire dell'intensità, la luce diviene via via sempre più calda e soffusa, fino a raggiungere l'effetto di una candela. • **Corpo e coprifilo in metallo. Finiture: nero, galvanica oro rosa, galvanica nichel nero.**

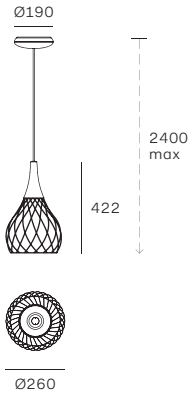
Die leichten Volumen von Mongolfier hüllen das aufgefangene Licht ein und kreieren kostbare Schatten- und Lichtreflexspiele. Die Technologie Warm Tune™ erlaubt, die Atmosphäre zu verändern: Beim Mindern der Intensität wird das Licht nach und nach immer wärmer und gedämpfter, bis sie wie eine Kerze wirkt. • **Lampenkörper und Kabelabdeckung aus Metall. Ausführungen: schwarz, galvanisch vergoldet in Goldrosa, galvanisch vernickelt in Schwarz.**







1. Mongolfier Ø26

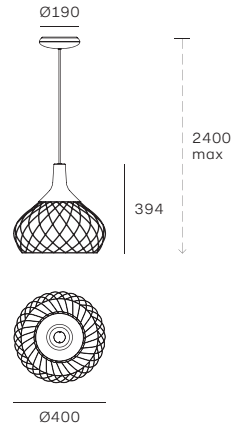


Dimming kits

KIT0080 / CASAMBI
PH-CUT / 1-3 art / out

KIT0026
PH-CUT / 1-6 art

2. Mongolfier Ø40

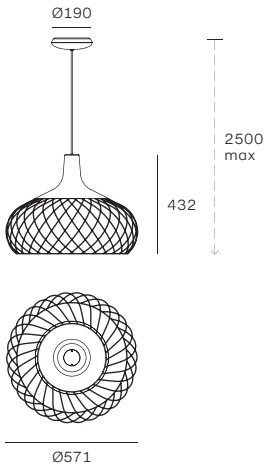


Dimming kits

KIT0080 / CASAMBI
PH-CUT / 1-3 art / out

KIT0026
PH-CUT / 1-6 art

3. Mongolfier Ø57




Dimming kits

KIT0080 / CASAMBI
PH-CUT / 1 art / out

KIT0026
PH-CUT / 1-3 art

Warm tune



1800K

3000K

MOD	CODE	FINISH	SOURCE	INPUT	DIMMING	CCT	LUMEN	CRI	IP	OPTICS
1	8140	BK	ArrayLED 16W	220-240V	Phase-cut	1800-3000	1000	90	20	Diffused
	8141	GP	ArrayLED 16W	220-240V	Phase-cut	1800-3000	1000	90	20	Diffused
	8142	BN	ArrayLED 16W	220-240V	Phase-cut	1800-3000	1000	90	20	Diffused
2	8144	BK	ArrayLED 16W	220-240V	Phase-cut	1800-3000	1000	90	20	Diffused
	8145	GP	ArrayLED 16W	220-240V	Phase-cut	1800-3000	1000	90	20	Diffused
	8146	BN	ArrayLED 16W	220-240V	Phase-cut	1800-3000	1000	90	20	Diffused
3	8147	BK	ArrayLED 28W	220-240V	Phase-cut	1800-3000	2430	90	20	Diffused
	8148	GP	ArrayLED 28W	220-240V	Phase-cut	1800-3000	2430	90	20	Diffused
	8149	BN	ArrayLED 28W	220-240V	Phase-cut	1800-3000	2430	90	20	Diffused

Mr Magoo

2010

Mirco Crosatto

Mr Magoo is a luminous cloud that adorns and delights with supple and natural lines. The light source is entirely integrated and emits soft and diffused light. Multiple elements allow the creation of an extensive array of scenographies. • **Polyethylene diffuser, metal wire casing. Finish: white.**

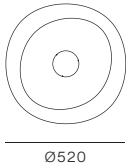
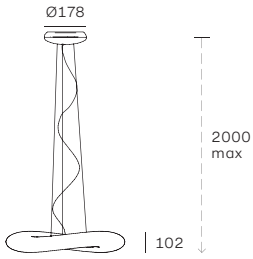
Mr Magoo è una nuvola luminosa che arreda e sorprende per le linee sinuose e naturali. La sorgente è completamente integrata, ed emette una luce morbida e diffusa. Più elementi permettono la creazione di scenografie di ampio respiro. • **Diffusore in polietilene, coprifilo in metallo. Finitura: bianco.**

Mr Magoo ist eine leuchtende Wolke, die zu einem Einrichtungsgegenstand wird und durch ihre kurvigen, natürlichen Linien überrascht. Die Quelle ist vollständig integriert und strahlt ein weiches Streulicht aus. Mehrere Elemente erlauben die Kreation von facettenreichen Szenen. • **Diffusor aus Polyethylen, Kabelabdeckung aus Metall. Ausführung: weiß.**





1. Mr Magoo Ø52



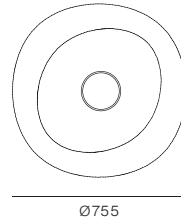
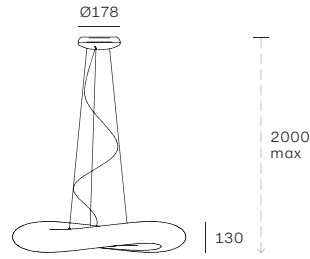
Dimming kits

KIT0079 / CASAMBI
DALI / 1 art / in

KIT0080 / CASAMBI
PH-CUT / 1-2 art / in

KIT0026
PH-CUT / 1-4 art

2. Mr Magoo Ø75



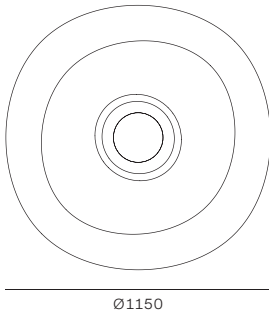
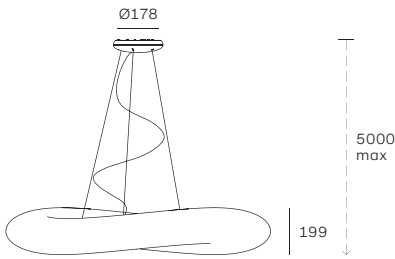
Dimming kits

KIT0079 / CASAMBI
DALI / 1 art / in

KIT0080 / CASAMBI
PH-CUT / 1 art / in

KIT0026
PH-CUT / 1-3 art

3. Mr Magoo Ø115



Dimming kits

KIT0079 / CASAMBI
DALI / 1 art / in

MOD	CODE	FINISH	SOURCE (incl.)	INPUT	DIMMING	CCT (K)	LUMEN	CRI	IP	OPTICS
1	7790	WH	1x2GX13 22W	220-240V	No	3000	1900	80	20	Diffused
	8005	WH	TopLED 23W	220-240V	DALI Push	3000	2794	90	20	Diffused
	8135	WH	TopLED 23W	220-240V	Phase-cut	3000	2794	90	20	Diffused
	8005N	WH	TopLED 23W	220-240V	DALI Push	4000	2914	90	20	Diffused
2	6860	WH	1x2GX13 55W	220-240V	No	3000	4200	80	20	Diffused
	8007	WH	TopLED 32W	220-240V	DALI Push	3000	3929	90	20	Diffused
	8137	WH	TopLED 32W	220-240V	Phase-cut	3000	3929	90	20	Diffused
	8007N	WH	TopLED 32W	220-240V	DALI Push	4000	4097	90	20	Diffused
3	7788	WH	TopLED 96W	220-240V	DALI Push	3000	13388	90	20	Diffused
	7788N	WH	TopLED 96W	220-240V	DALI Push	4000	13965	90	20	Diffused

Opti-line

2016

Stilnovo

Opti-Line is comprised of thin, micro-en-graved sheeting that uses OptiLight™ technology. Completely transparent when switched off, when switched on, it generates diffused and uniform light emitted from the central body in polished or white painted aluminium. • **PMMA diffuser, aluminium ring, metal wire casing. Finishes: white/transparent, transparent/shiny aluminium.**

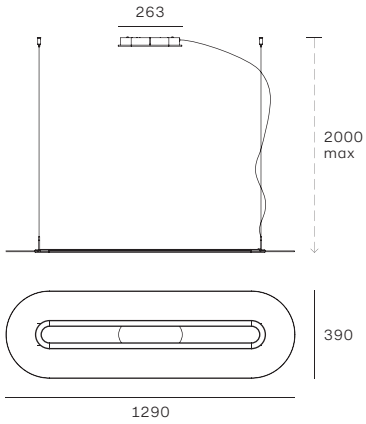
Opti-Line è composta da una sottile lastra microincisa che adotta la tecnologia Opti-Light™: se da spenta è completamente trasparente, da accesa genera una luce diffusa ed uniforme, proveniente dal corpo centrale in alluminio lucido o verniciato bianco. • **Diffusore in PMMA, anello in alluminio, coprifilo in metallo. Finiture: bianco/trasparente, alluminio lucido/trasparente.**

Opti-Line ist eine dünne mikrogravierte Platte mit der Technologie OptiLight™: Wenn sie abgeschaltet ist, wird sie vollständig transparent, eingeschaltet erzeugt sie ein diffuses, gleichmäßiges Licht, das aus dem Mittelkörper aus glänzendem oder weiß lackiertem Aluminium strahlt. • **Diffusor aus PMMA, Ring aus Aluminium, Kabelabdeckung aus Metall. Ausführungen: weiß/transparent, glänzendes Aluminium/transparent.**





1. Opti-line



Dimming kits

KIT0079 / CASAMBI DALI / 1 art / in

KIT0080 / CASAMBI PH-CUT / 1 art / in

KIT0026 PH-CUT / 1-2 art



MOD	CODE	FINISH	SOURCE	INPUT	DIMMING	CCT (K)	LUMEN	CRI	IP	OPTICS
1	8037	WH	TopLED 47W	220-240V	DALI Push	3000	5685	90	20	Diffused
	8038	AP	TopLED 47W	220-240V	DALI Push	3000	5685	90	20	Diffused
	8490	WH	TopLED 47W	220-240V	Phase-cut	3000	5685	90	20	Diffused
	8491	AP	TopLED 47W	220-240V	Phase-cut	3000	5685	90	20	Diffused

Oxygen


2016

Pio e Tito Toso

The familiar design of Oxygen stems from the standard lamp shade, proportioned in all of its forms. It houses the OptiLight™ diffuser, which produces soft and uniform illumination, directed downwards and upwards. The Oxygen collection is both vast and versatile thanks to the various dimensions and finishes. • **Polyurethane lampshade, PMMA diffuser, metal wire casing. Finishes: white/white, black/white, yellow/white, light blue/white.**

Il design familiare di Oxygen è determinato dal paralume archetipo, proporzionato in tutte le sue declinazioni. Al suo interno ospita il diffusore in OptiLight™, che sviluppa una luce morbida e uniforme, sia verso il basso che verso l'alto. Oxygen è una collezione estesa e versatile grazie alle diverse dimensioni e finiture. • **Paralume in poliuretano, diffusore in PMMA, coprifilo in metallo. Finiture: bianco/bianco, nero/bianco, giallo/bianco, azzurro/bianco.**

Das vertraute Design von Oxygen wird von dem archetypischen Lampenschirm, der in allen seinen Versionen proportioniert ist, bestimmt. Der Diffusor OptiLight™ im Innern der Leuchte entwickelt ein weiches und gleichmäßiges Licht sowohl nach unten als auch nach oben. Oxygen ist eine umfassende und vielseitige Kollektion dank der verschiedenen Größen und Ausführungen. • **Lampenschirm aus Polyurethan, Diffusor aus Polycarbonat, Kabelabdeckung aus Metall. Ausführungen: weiß/weiß, schwarz/weiß, gelb/weiß, hellblau/weiß.**



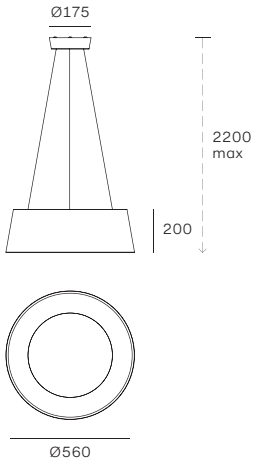








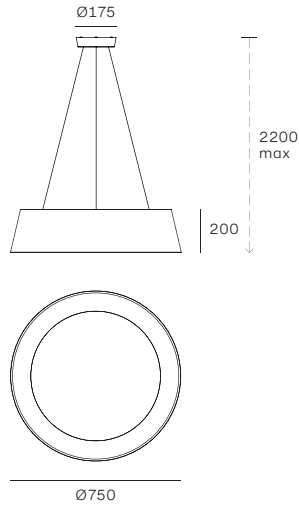
1. Oxygen Ø56



Dimming kits

KIT0079 / CASAMBI
DALI / 1 art / in

2. Oxygen Ø75



Dimming kits

KIT0079 / CASAMBI
DALI / 1 art / in

MOD	CODE	FINISH	SOURCE	INPUT	DIMMING	CCT (K)	LUMEN	CRI	IP	OPTICS
1	8089	WH WH	TopLED 36W	220-240V	DALI Push	3000	4042	90	20	Diffused
	8090	BK WH	TopLED 36W	220-240V	DALI Push	3000	4042	90	20	Diffused
	8091	YL WH	TopLED 36W	220-240V	DALI Push	3000	4042	90	20	Diffused
	8092	AZ WH	TopLED 36W	220-240V	DALI Push	3000	4042	90	20	Diffused
2	8093	WH WH	TopLED 50W	220-240V	DALI Push	3000	5670	90	20	Diffused
	8094	BK WH	TopLED 50W	220-240V	DALI Push	3000	5670	90	20	Diffused
	8095	YL WH	TopLED 50W	220-240V	DALI Push	3000	5670	90	20	Diffused
	8096	AZ WH	TopLED 50W	220-240V	DALI Push	3000	5670	90	20	Diffused

Quad

2014

Pio e Tito Toso

Quad is a collection of pendant lights comprised of an assembly of multiple square modules that emit indirect or dual-emission light that expands softly through the space. The articulated design creates truly evocative atmospheres. • **Aluminium modules, polycarbonate diffusers, metal wire casing.** **Finishes: white, black.**

Quad è una collezione di sospensioni composte dalla connessione di più moduli quadrati, che emettono una luce indiretta o a doppia emissione, che si diffonde morbidamente nello spazio. Con il suo design articolato crea suggestive atmosfere.

• **Moduli in alluminio, diffusori in policarbonato, coprifilo in metallo. Finiture: bianco, nero.**

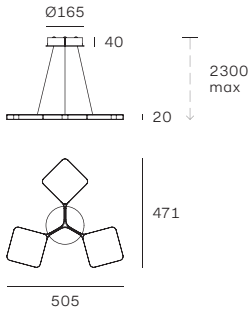
Quad ist eine Kollektion an Hängelampen, die sich aus der Verbindung mehrerer quadratischer Module zusammensetzen, die ein indirektes Licht oder ein Licht mit doppelter Emission, das sich weich in den Raum verteilt, ausstrahlen. Mit seinem artikuliertem Design schafft es suggestive Atmosphären. • **Module aus Aluminium, Diffusor aus Polycarbonat, Kabelabdeckung aus Metall. Ausführungen: weiß, schwarz.**







1. Quad 3 modules - monoem.

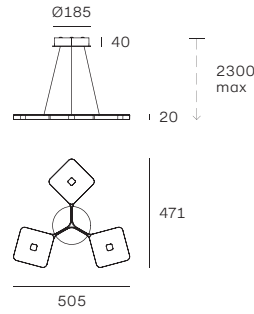


Dimming kits

KIT0080 / CASAMBI
PH-CUT / 1 art / out

KIT0026
PH-CUT / 1-2 art

2. Quad 3 modules - biem.

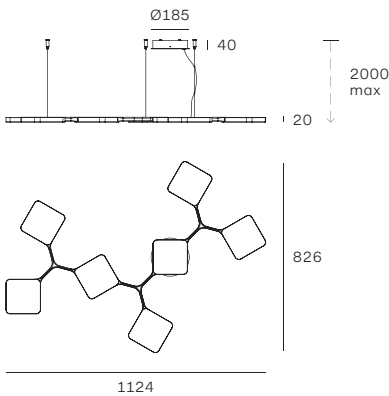


Dimming kits

KIT0080 / CASAMBI
PH-CUT / 1 art / out

KIT0026
PH-CUT / 1-2 art

3. Quad 7 modules - monoem.

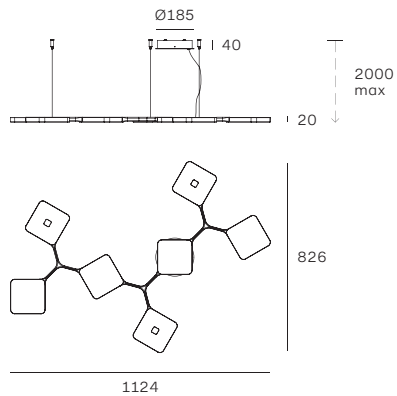


Dimming kits

KIT0080 / CASAMBI
PH-CUT / 1 art / out

KIT0026
PH-CUT / 1-2 art

4. Quad 7 modules - biem.



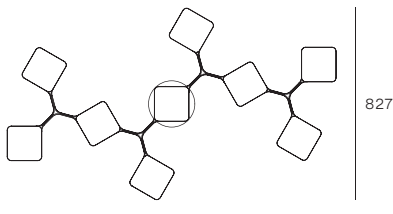
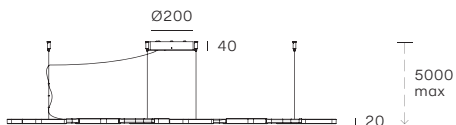
Dimming kits

KIT0080 / CASAMBI
PH-CUT / 1 art / out

KIT0026
PH-CUT / 1-2 art

MOD	CODE	FINISH	SOURCE	INPUT	DIMMING	CCT (K)	LUMEN	CRI	IP	OPTICS
1	8116	WH	TopLED 42W	220-240V	Phase-cut	3000	4173	90	20	Diffused
	8117	BK	TopLED 42W	220-240V	Phase-cut	3000	4173	90	20	Diffused
2	8528	WH	TopLED 45W	220-240V	Phase-cut	3000	4389	90	20	Diffused
	8529	BK	TopLED 45W	220-240V	Phase-cut	3000	4389	90	20	Diffused
3	8520	WH	TopLED 42W	220-240V	Phase-cut	3000	4173	90	20	Diffused
	8521	BK	TopLED 42W	220-240V	Phase-cut	3000	4173	90	20	Diffused
4	8526	WH	TopLED 44W	220-240V	Phase-cut	3000	4389	90	20	Diffused
	8527	BK	TopLED 44W	220-240V	Phase-cut	3000	4389	90	20	Diffused

5. Quad 9 modules - monoem.

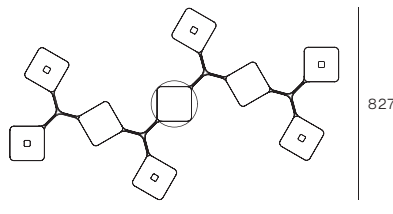
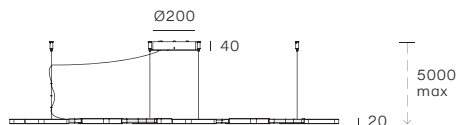


1422

Dimming kits

KIT0079 / CASAMBI
DALI / 1 art / out

6. Quad 9 modules - biem.

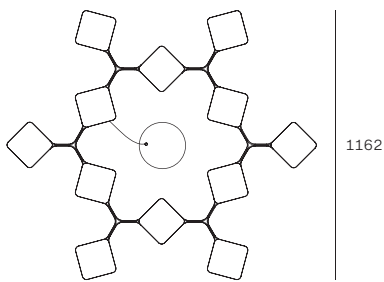
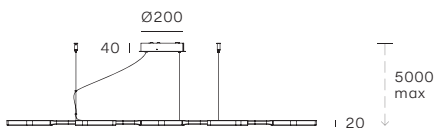


1422

Dimming kits

KIT0079 / CASAMBI
DALI / 1 art / out

7. Quad 12 modules - monoem.

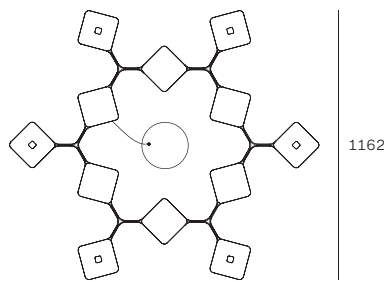
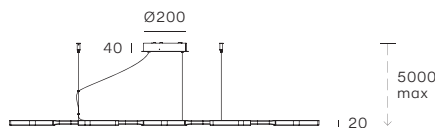


1338

Dimming kits

KIT0079 / CASAMBI
DALI / 1 art / out

8. Quad 12 modules - biem.



1338

Dimming kits

KIT0079 / CASAMBI
DALI / 1 art / out

MOD	CODE	FINISH	SOURCE	INPUT	DIMMING	CCT (K)	LUMEN	CRI	IP	OPTICS
5	8110	WH	TopLED 91W	220-240V	DALI Push	3000	9160	90	20	Diffused
	8111	BK	TopLED 91W	220-240V	DALI Push	3000	9160	90	20	Diffused
6	8522	WH	TopLED 89W	220-240V	DALI Push	3000	8741	90	20	Diffused
	8523	BK	TopLED 89W	220-240V	DALI Push	3000	8741	90	20	Diffused
7	8112	WH	TopLED 91W	220-240V	DALI Push	3000	9160	90	20	Diffused
	8113	BK	TopLED 91W	220-240V	DALI Push	3000	9160	90	20	Diffused
8	8524	WH	TopLED 90W	220-240V	DALI Push	3000	8741	90	20	Diffused
	8525	BK	TopLED 90W	220-240V	DALI Push	3000	8741	90	20	Diffused

Reflexio

2018

Mirco Crosatto

Reflexio is a large disc of reflected light in which the exterior light source is entirely invisible. The light beam is uniformly distributed by the dome-shaped reflector, providing soft, indirect, comfortable illumination.

• **Body and wire casing in metal. Finishes: white/white, black/white, chocolate/white.**

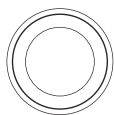
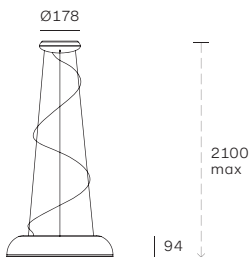
Reflexio è un grande disco di luce riflessa, nel quale la sorgente perimetrale è completamente invisibile. Il fascio luminoso è distribuito uniformemente dal riflettore a cupola, per un'illuminazione indiretta, morbida e confortevole. • **Corpo e coprifilo in metallo. Finiture: bianco/bianco, nero/bianco, chocolate/bianco.**

Reflexio ist eine große Scheibe reflektierten Lichts, bei der die Umfangsquelle vollständig unsichtbar ist. Der Lichtstrahl wird vom Kuppelreflektor gleichmäßig verteilt und sorgt für indirekte, weiche und komfortable Beleuchtung. • **Lampenkörper und Kabelabdeckung aus Metall. Ausführungen: weiß/weiß, schwarz/weiß, chocolate/weiß.**





1. Reflexio Ø46



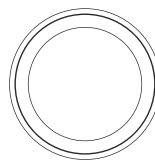
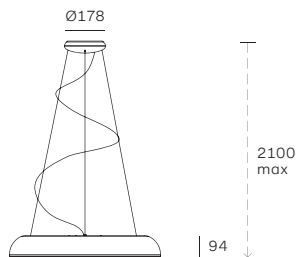
Ø462

Dimming kits

 **KIT0080** / CASAMBI
PH-CUT / 1 art / in

 **KIT0026**
PH-CUT / 1-2 art

2. Reflexio Ø65



Ø654

Dimming kits

 **KIT0080** / CASAMBI
PH-CUT / 1 art / in

 **KIT0026**
PH-CUT / 1-2 art

MOD	CODE	FINISH	SOURCE	INPUT	DIMMING	CCT (K)	LUMEN	CRI	IP	OPTICS
1	8536	WH WH	TopLED 37W	220-240V	Phase-cut	3000	4042	90	20	Diffused
	8537	BK WH	TopLED 37W	220-240V	Phase-cut	3000	4042	90	20	Diffused
	8538	BC WH	TopLED 37W	220-240V	Phase-cut	3000	4042	90	20	Diffused
2	8539	WH WH	TopLED 48W	220-240V	Phase-cut	3000	5671	90	20	Diffused
	8540	BK WH	TopLED 48W	220-240V	Phase-cut	3000	5671	90	20	Diffused
	8541	BC WH	TopLED 48W	220-240V	Phase-cut	3000	5671	90	20	Diffused

Saliscendi

1957

Achille e Pier Giacomo Castiglioni

Designed in 1957, the next year two unique copies were created for the Milan Chamber of Commerce. Today, the Saliscendi finally emerges as an adjustable dual-emission metal lamp re-engineered with dimmable LED light sources. The luminous body and reflective disc slide silently along the cables, ensuring perfectly modulated lighting. Travelling in the opposite direction, the two elements diffuse more direct or indirect light depending on the distance by which they are separated. • **Body, parabolic diffuser and wire casing in metal, diffusers in PMMA. Finishes: grey-white/white, ruby red/white, grass green/white.**

Saliscendi è una lampada regolabile a doppia emissione. Il corpo luminoso e il disco riflettente scorrono silenziosamente lungo i cavi, assicurando un'illuminazione perfettamente modulabile. I due elementi, spostandosi in senso inverso, diffondono più luce diretta o indiretta a seconda della distanza che li separa. Progettata nel 1957 e realizzata l'anno successivo in due esemplari unici per la Camera di Commercio di Milano, oggi Saliscendi è reingegnerizzata con sorgenti LED dimmerabili. • **Corpo, parabola e coprifilo in metallo, diffusori in PMMA. Finiture: grey white/bianco, rosso rubino/bianco, verde prato/bianco.**

Saliscendi ist eine verstellbare Metalllampe mit doppelter Emission. Der Lampenkörper und die reflektierende Scheibe laufen leise und garantieren eine perfekte, modulierbare Beleuchtung. Die beiden Elemente, die sich in entgegengesetzter Richtung bewegen, verbreiten je nach dem Abstand zwischen sich mehr direktes oder mehr indirektes Licht. Saliscendi wurde 1957 entworfen und im darauffolgenden Jahr für die Mailänder Handelskammer in zwei einzigartigen Exemplaren ausgeführt wurde. Heute wird es mit dimmbaren LED-Quellen neu gestaltet.



• **Lampenkörper, Parabolschirm und Kabelabdeckung aus Metall, Diffusor aus PMMA. Ausführungen: grey white/weiß, rubinrot/weiß, grasgrün/weiß.**





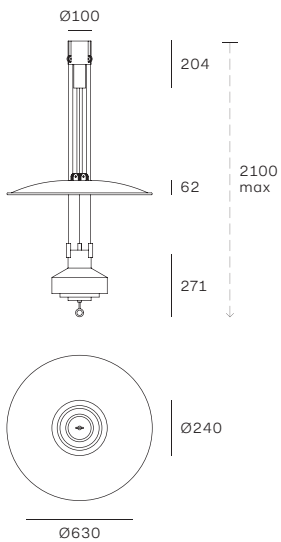









1. Saliscendi



.....
Dimming kits

 **KIT0079** / CASAMBI
DALI / 1 art / out



MOD	CODE	FINISH	SOURCE	INPUT	DIMMING	CCT (K)	LUMEN	CRI	IP	OPTICS
1	9310	RR WH	TopLED 36W	220-240V	DALI Push	2700	3672	90	20	Diffused
	9311	WG WH	TopLED 36W	220-240V	DALI Push	2700	3672	90	20	Diffused
	9312	GG WH	TopLED 36W	220-240V	DALI Push	2700	3672	90	20	Diffused

Saturn

2014

Stilnovo

Saturn is a striking luminous ring. The opaline diffuser, available in two diameters, emits uniform and high-performance ambient lighting. The minimalist geometry makes it ideal in the large spaces of modern architecture. • **Polyethylene diffuser, metal wire casing. Finish: white.**

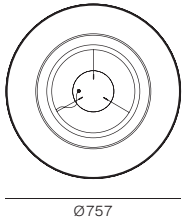
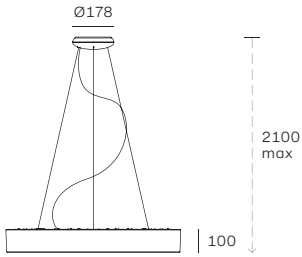
Saturn è un imponente anello luminoso. Il diffusore opalino, disponibile in due diametri, emana una luce ambientale uniforme e altamente performante. La geometria essenziale lo rende ideale nei grandi spazi dell'architettura contemporanea. • **Diffusore in polietilene, coprifilo in metallo. Finitura: bianco.**

Saturn ist ein imponierender Leuchtring. Der milchige Diffusor, erhältlich in zwei Durchmessern strahlt ein gleichmäßiges und leistungsstarkes Raumlicht aus. Die essentielle Geometrie macht ihn ideal für die großen Räume der zeitgenössischen Architektur. • **Diffusor aus Polyethylen, Kabelabdeckung aus Metall. Ausführung: weiß.**






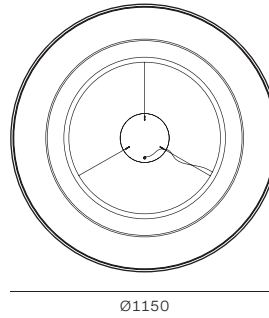
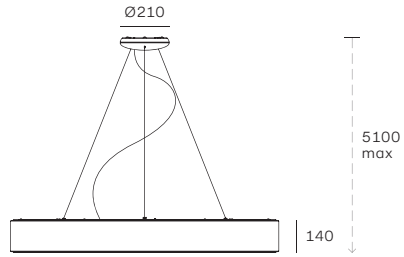
1. Saturn Ø76




.....
Dimming kits

 **KIT0079** / CASAMBI
DALI / 1 art / in

2. Saturn Ø115



.....
Dimming kits

 **KIT0079** / CASAMBI
DALI / 1 art / in

MOD	CODE	FINISH	SOURCE	INPUT	DIMMING	CCT (K)	LUMEN	CRI	IP	OPTICS
1	7652	WH	TopLED 33W	220-240V	DALI Push	3000	4229	90	20	Diffused
	7652N	WH	TopLED 33W	220-240V	DALI Push	4000	4410	90	20	Diffused
2	7650	WH	TopLED 98W	220-240V	DALI Push	3000	13961	90	20	Diffused
	7650N	WH	TopLED 98W	220-240V	DALI Push	4000	14566	90	20	Diffused

Sputnik

1957

Stilnovo

Like fireworks, the Sputnik expands in all directions in an explosion of light. The sixteen-arm structure in precious brass with galvanic gilding is elegantly combined with the ends available in black, ivory or in the lively multicoloured variant.

• **Body, suspension rod and wire casing in brass, metal ends. Finishes: brass with galvanic gilding/black, brass with galvanic gilding/ivory, brass with galvanic gilding/multicolour.**

Sputnik si espande in tutte le direzioni in un'esplosione di luce, come un fuoco d'artificio. La struttura a sedici bracci in prezioso ottone con doratura galvanica si combina con eleganza ai finali disponibili in nero, avorio o nella vivace variante multicolore.

• **Corpo, asta di sospensione e coprifilo in ottone, finali in metallo. Finiture: ottone con doratura galvanica/nero, ottone con doratura galvanica/avorio, ottone con doratura galvanica/multicolor.**

Sputnik breitet sich in einer Lichtexplosion wie ein Feuerwerk in alle Richtungen aus. Die Struktur mit sechzehn Armen aus kostbarem Messing mit galvanischer Goldbeschichtung verbindet sich elegant mit den erhältlichen Endelementen in Schwarz, Elfenbein oder in den lebhaften, bunten Varianten. • **Lampenkörper, Stange zum Aufhängen und Kabelabdeckung aus Messing, aus Metall. Ausführungen: Messing mit galvanischer Goldbeschichtung/schwarz, Messing mit galvanischer Goldbeschichtung/elfenbein, Messing mit galvanischer Goldbeschichtung/bunt.**

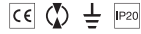




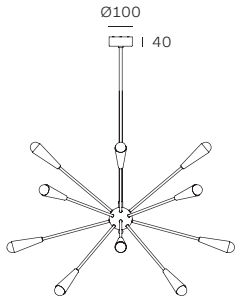




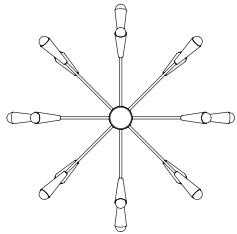
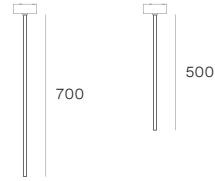
1. Sputnik



*2 stems included



2100 (with longer stem)*



982

982

.....
Included bulbs

Miniglobo P45
LED Bulb E14 6W

MOD	CODE	FINISH	SOURCE	INPUT	DIMMING	CCT (K)	LUMEN	CRI	IP	OPTICS
1	9590	GL BK	16xE14 6W	220-240V	No	2700	12896	≥80	20	Diffused
	9591	GL IV	16xE14 6W	220-240V	No	2700	12896	≥80	20	Diffused
	9592	GL	16xE14 6W	220-240V	No	2700	12896	≥80	20	Diffused

Tablet

2014

Mirco Crosatto

Tablet is a family of minimalistic lamps with adjustable light. A thin, rectangular frame houses the mobile light sources which, thanks to the almost complete rotation on its own axis, allows the orientation of direct, indirect or combined beams of light. • **Aluminium body, opaline polycarbonate diffuser, metal wire casing.**
Finishes: white, black.

Tablet è una famiglia di lampade minimali a luce direzionabile. In un sottile telaio rettangolare sono incorniciate le sorgenti mobili che, grazie alla rotazione quasi completa sul proprio asse, permettono l'orientamento di fasci luminosi diretti, indiretti o combinati. • **Corpo in alluminio, diffusore in policarbonato opalino, coprifilo in metallo.**
Finiture: bianco, nero.

Tablet ist eine Familie minimalistischer Leuchten mit ausrichtbarem Licht. In einem dünnen rechteckigen Rahmen stecken die beweglichen Lichtquellen, die adank der praktisch kompletten Drehung um die eigene Achse erlauben, die direkten, indirekten oder kombinierten Lichtbündel auszurichten. • **Lampenkörper aus Aluminium, Diffusor aus milchigem Polycarbonat, Kabelabdeckung aus Metall. Ausführungen: weiß, schwarz.**

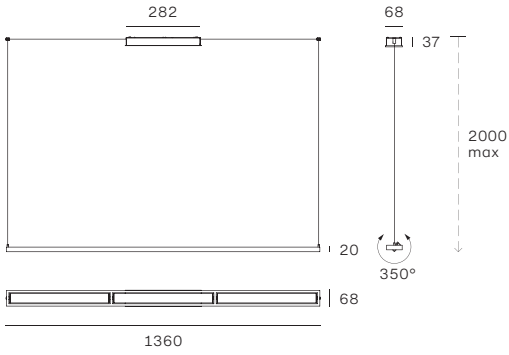




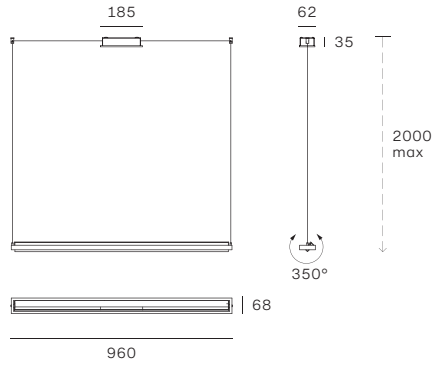




1. Tablet 1x3 sources



2. Tablet single source



Dimming kits

KIT0080 / CASAMBI
PH-CUT / 1 art / out

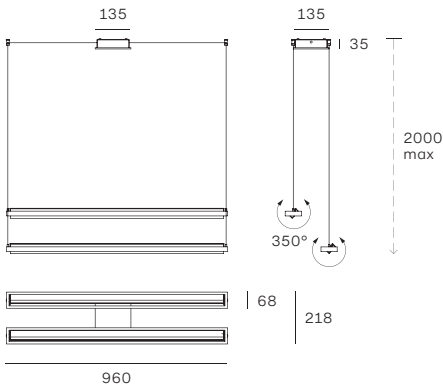
KIT0026
PH-CUT / 1-2 art

Dimming kits

KIT0080 / CASAMBI
PH-CUT / 1-2 art / out

KIT0026
PH-CUT / 1-4 art

3. Tablet double module



Dimming kits

KIT0080 / CASAMBI
PH-CUT / 1 art / out

KIT0026
PH-CUT / 1-2 art

MOD	CODE	FINISH	SOURCE	INPUT	DIMMING	CCT (K)	LUMEN	CRI	IP	OPTICS
1	8450	WH	TopLED 42W	220-240V	Phase-cut	3000	5040	80	20	Diffused
	8451	BK	TopLED 42W	220-240V	Phase-cut	3000	5040	80	20	Diffused
2	8475	WH	TopLED 23W	220-240V	Phase-cut	3000	2719	80	20	Diffused
	8476	BK	TopLED 23W	220-240V	Phase-cut	3000	2719	80	20	Diffused
3	8478	WH	TopLED 41W	220-240V	Phase-cut	3000	5114	80	20	Diffused
	8479	BK	TopLED 41W	220-240V	Phase-cut	3000	5114	80	20	Diffused

Trepiù


1972

Gae Aulenti
Livio Castiglioni

Trepiù is an evocative lamp, with an upper shell bearing a marked vintage flavour in two colours and a dome in chromed or glossy white aluminium. Its perfectly-white interior diffuses uniform lighting. • **Rear shell in plastic material, aluminium dome, metal wire casing. Finishes: white/black shell, chrome/black shell, white/yellow shell, chrome/yellow shell.**

Trepiù è una lampada suggestiva, con calotta superiore dal marcato sapore vintage in due varianti colore e cupola in alluminio cromato o bianco lucido. Il suo interno, perfettamente bianco, diffonde un'illuminazione uniforme. • **Calotta posteriore in materiale plastico, cupola in alluminio, coprifilo in metallo. Finiture: bianco/calotta nera, cromo/calotta nera, bianco/calotta gialla, cromo/calotta gialla.**

Trepiù ist eine zauberhafte Leuchte, mit einer oberen Vintage-Kappe in zwei Farbvarianten und Kuppel aus verchromtem Aluminium oder in glänzendem Weiß. Die Innenwände sind perfekt weiß und verbreiten ein einheitliches Licht. • **Hintere Kappe aus Kunststoff, Kuppel aus Aluminium, Kabelabdeckung aus Metall. Ausführungen: weiß/schwarze Kappe, chrom/schwarze Kappe, weiß/gelbe Kappe, chrom/gelbe Kappe.**

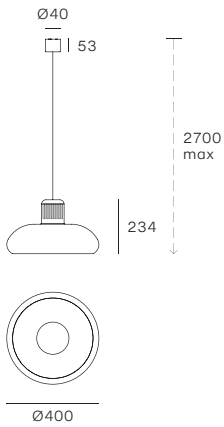









1. Trepìu



.....
Dimming kits

KIT0079 / CASAMBI
 DALI / 1 art / out



MOD	CODE	FINISH	SOURCE	INPUT	DIMMING	CCT (K)	LUMEN	CRI	IP	OPTICS
1	9305	CR BK	TopLED 27W	220-240V	DALI Push	3000	2535	90	20	Diffused
	9306	CR YL	TopLED 27W	220-240V	DALI Push	3000	2535	90	20	Diffused
	9307	WH BK	TopLED 27W	220-240V	DALI Push	3000	2535	90	20	Diffused
	9308	WH YL	TopLED 27W	220-240V	DALI Push	3000	2535	90	20	Diffused

Triedro


1970

Joe Colombo

Triedro is reminiscent of lighting from a photo shoot. Housing a silver-domed LED bulb, the lampshade is comprised of three contoured and bent metal parts in order to reflect the light downward, without creating glare. • **Metal lampshade and bulb holder. Wire casing in plastic material. Finish: white/black.**

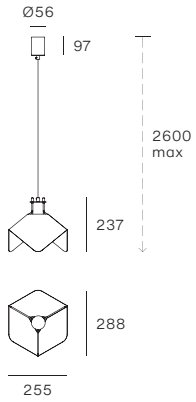
Triedro rievoca le lampade di scena dei set fotografici. Il paralume, contenente una lampadina LED a cupola argentata, è in metallo sagomato e piegato in tre parti, così da riflettere la luce verso il basso, senza abbagliare. • **Paralume e portalam-pada in metallo. Coprifilo in materiale plastico. Finitura: bianco/nero.**

Triedro erinnert an die Szenenleuchten von Fotoshootings. Der Lampenschirm mit einer silbernen kuppelförmigen LED-Lampe ist aus geformtem und in drei Teilen gebogenem Metall, sodass das Licht nach unten reflektiert wird, ohne zu blenden. • **Lampenschirm und Fassung aus Metall. Kabelabdeckung aus Kunststoff. Ausführungen: weiß/ schwarz.**





1. Triedro



Included bulb

Classic A Mirror
LED Bulb E27 7W



MOD	CODE	FINISH	SOURCE	INPUT	DIMMING	CCT (K)	LUMEN	CRI	IP	OPTICS
1	8995	WH	1xE27 7W	220-240V	No	2700	650	≥80	20	Diffused

Other versions: floor, p. 106; wall/ceiling, p. 338.

Xilema

2014

Edin Dedovic

In the Xilema pendant fixture, the upper joint permits perpendicular orientation to be consistently maintained, even in installations with sloped ceilings. Geometrical perfection and elevated technology unite thanks to the WallWasher optics with soft-touch on/off, for the diffusion of a delicate and subdued light on the walls. • **Aluminium body, PMMA diffuser.**
Finishes: white, polished aluminium.

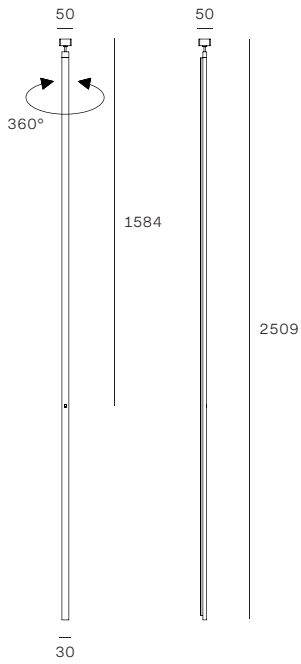
In Xilema sospensione lo snodo superiore permette di mantenere sempre un orientamento perpendicolare al pavimento, anche in installazioni con soffitti inclinati. Perfezione geometrica e alta tecnologia si incontrano grazie all'ottica WallWasher, ad accensione soft-touch, che diffonde sulle pareti una luce delicata e soffusa.
• **Corpo in alluminio, diffusore in PMMA.**
Finiture: bianco, alluminio lucido.

Bei der Hängeleuchte Xilema erlaubt das obere Gelenk der Leuchte immer lotrecht zum Boden zu stehen, auch bei Installationen in schrägen Decken. Geometrische Perfektion und hohe Technologie treffen aufeinander dank der Optik WallWasher, mit Softtouch-Einschaltung, die auf den Wänden ein feines, gedämpftes Licht werfen. • **Lampenkörper aus Aluminium, Diffusor aus PMMA. Ausführung: weiß, glänzendes Aluminium.**





1. Xilema



MOD	CODE	FINISH	SOURCE	INPUT	DIMMING	CCT (K)	LUMEN	CRI	IP	OPTICS
1	7773	WH	TopLED 25W	220-240V	Touch	3000	2952	90	20	Double asym.
	7774	AP	TopLED 25W	220-240V	Touch	3000	2952	90	20	Double asym.

Other versions: floor, p. 112; wall/ceiling, p. 342.

2Nights


2016

Davide Oppizzi

2Nights is an elegantly-designed system. The powerLED technology is housed in aluminium cylinders painted black or white or in precious gold and rose gold finishes. 2Nights gives you the freedom to play, creating elegant compositions thanks to the cables that can be positioned off-centre to arrange the points of light at variable distances and heights. Symmetrical or asymmetrical, all variations are unique and spot on. • **Cylinder in aluminium. Finishes: white, black, white/galvanic rose gold, black/galvanic gold.**

2Nights è un sistema dal design raffinato. La tecnologia powerLED è alloggiata in cilindri di alluminio verniciati in bianco, nero o nelle preziose finiture oro e oro rosa. Con 2Nights è possibile giocare creando eleganti composizioni grazie ai cavi decentrabili, così da poter disporre i punti luce a distanze e altezze variabili. Simmetrica o asimmetrica, ogni sua declinazione è unica e puntuale. • **Cilindro in alluminio. Finiture: bianco, nero, bianco/galvanica oro rosa, nero/galvanica oro.**

2Nights ist ein System von raffiniertem Design. Die powerLED-Technologie sitzt in Aluminiumzylindern, die weiß oder schwarz lackiert oder kostbar gold oder goldrosa beschichtet sein können. Mit 2Nights kann man dank den dezentrierbaren Kabeln spielerisch elegante Kompositionen schaffen, da die Lichtpunkte in unterschiedlichen Abständen und Höhen gesetzt werden können. Symmetrisch oder asymmetrisch, jede Variation ist einzigartig und punktgenau. • **Zylinder aus Aluminium. Ausführungen: Weiß, schwarz, weiß/galvanisch überzogen in Goldrosa, schwarz/galvanisch überzogen in Gold.**



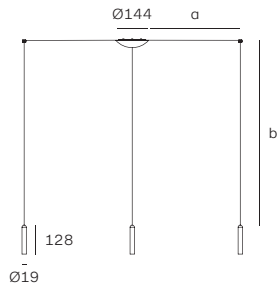




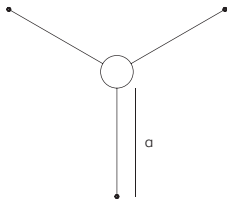
Suspension • 2Nights



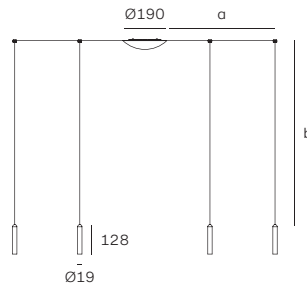
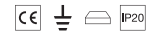
1. 2Nights 3 sources



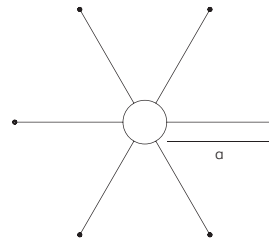
$$a + b = 3000$$



2. 2Nights 6 sources



$$a + b = 3000$$



MOD	CODE	FINISH	SOURCE	INPUT	DIMMING	CCT (K)	LUMEN	CRI	IP	OPTICS
1	8640	WH WH	PowerLED 7W	220-240V	No	3000	762	90	20	Flood
	8641	BK BK	PowerLED 7W	220-240V	No	3000	762	90	20	Flood
	8642	WH GP	PowerLED 7W	220-240V	No	3000	762	90	20	Flood
	8643	BK GL	PowerLED 7W	220-240V	No	3000	762	90	20	Flood
2	8644	WH WH	PowerLED 14W	220-240V	No	3000	1524	90	20	Flood
	8645	BK BK	PowerLED 14W	220-240V	No	3000	1524	90	20	Flood
	8646	WH GP	PowerLED 14W	220-240V	No	3000	1524	90	20	Flood
	8647	BK GL	PowerLED 14W	220-240V	No	3000	1524	90	20	Flood

Table
Tavolo
Tisch 12

Floor
Pavimento
Boden 68

Suspension
Sospensione
Aufhängung 116

Wall/ceiling
Parete/soffitto
Wand/Decke

Demí	250
Diphy	254
Dynamic	258
Fante	262
Galassia	266
Hinomaru	272
Honey	276
Lama	280
Lampiatta	284
Megafono	288
Minibox	292
Moonflower	296
Mr Magoo	304
Oxygen	308
Quad	316
Reflexio	320
Saturn	326
Tablet	330
Triedro	338
Xilema	342
Xilema adjustable	346
Xilema system	352
1Night/2Nights	358

Demí

2019

Mirco Crosatto

When switched off, Demí is a large, transparent dome. When switched on, the lower edge and the thousands of laser micro-incisions on the surface emit soft and uniform light thanks to the exclusive OptiLight™ technology. The light is generated by an invisible LED bulb inside the ring of the large upper opening that, like in Rome's ancient Pantheon, is the source of light.

• **Heat-blown PMMA diffuser, aluminium mounting. Finish: white/transparent.**

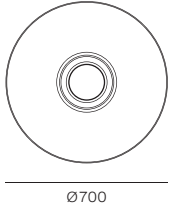
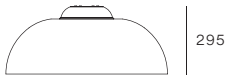
Demí da spenta è un'ampia cupola trasparente. Grazie all'esclusiva tecnologia OptiLight™, quando viene accesa, il bordo inferiore e le migliaia di microincisioni al laser della superficie diffondono un'illuminazione morbida e omogenea. Questa è generata da un'invisibile sorgente LED posta nell'anello del grande foro superiore che, come nell'antico Pantheon, è origine di luce. • **Diffusore in PMMA termosoffiato, montatura in alluminio. Finiture: bianco/trasparente.**

Demí ist ausgeschaltet eine breite transparente Kuppel. Dank der exklusiven OptiLight™-Technologie streuen der untere Rand und die tausenden Lasermikrogravuren, wenn die Leuchte eingeschaltet wird, ein weiches, gleichmäßiges Licht. Das Licht wird durch eine unsichtbare LED-Leuchtquelle im Ring des großen oberen Lochs, aus dem, wie im alten Pantheon, das Licht kommt, erzeugt. • **Diffusor aus heißgeblasenem PMMA, aus Metall, Gestell aus Aluminium. Ausführung: weiß/transparent.**







1. Demí Ø70




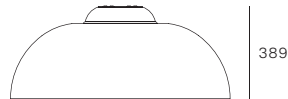
.....
Dimming kits

 **KIT0079** / CASAMBI
DALI / 1 art / in


 **KIT0080** / CASAMBI
PH-CUT / 1 art / in

 **KIT0026**
PH-CUT / 1-3 art

2. Demí Ø95



.....
Dimming kits

 **KIT0079** / CASAMBI
DALI / 1 art / in

MOD	CODE	FINISH	SOURCE	INPUT	DIMMING	CCT (K)	LUMEN	CRI	IP	OPTICS
1	8893	WH TR	TopLED 33W	220-240V	Phase-cut	3000	3748	80	40	Diffused
	8894	WH TR	TopLED 37W	220-240V	DALI Push	3000	4198	80	40	Diffused
2	8895	WH TR	TopLED 55W	220-240V	DALI Push	3000	6219	80	40	Diffused

Diphy

2016

Mirco Crosatto

Diphy is a collection of luminous and transparent petals, combining natural aesthetics with a technological soul. The central source transmits light to the curving edges whilst the micro-incisions of the surfaces create soft and uniform ambient lighting. OptiLight™ technology allows Diphy to disappear from view when switched off, only to magically reappear when switched on.

• **Thermocurved PMMA diffuser, central body and mounting in aluminium. Finish: white/transparent.**

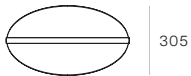
Diphy è una collezione di petali luminosi e trasparenti, che combina l'estetica organica a un'anima tecnologica. La sorgente centrale trasmette la luce ai bordi sinuosi e alle microincisioni delle superfici, creando un'illuminazione d'ambiente morbida e omogenea. La tecnologia OptiLight™ permette a Diphy di scomparire alla vista se spenta, per riapparire magicamente quando accesa. • **Diffusore in PMMA termocurvato, corpo centrale e montatura in alluminio. Finitura: bianco/trasparente.**

Diphy ist eine Kollektion an transparenten, leuchtenden Blütenblättern, welche die organische Ästhetik mit einer technologischen Seele kombiniert. Die zentrale Lichtquelle sendet das Licht zu den kurvenförmigen Rändern und den Mikrogravuren der Oberfläche und schafft so ein weiches und homogenes Umgebungslicht. Die OptiLight™-Technik erlaubt Diphy aus dem Sichtfeld zu verschwinden, sobald sie abgeschaltet ist, um magischerweiser wieder zu erscheinen, sobald sie eingeschaltet wird. • **Diffusor aus heißgebogenem PMMA, Mittelkörper und Gestell aus Aluminium. Ausführung: weiß/transparent.**







1. Diphy L54



536

Dimming kits

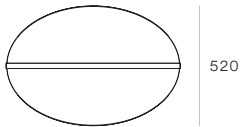
 **KIT0079** / CASAMBI
DALI / 1 art / in

 **KIT0080** / CASAMBI
PH-CUT / 1-2 art / in

 **KIT0026**
PH-CUT / 1-4 art




2. Diphy L76



756

Dimming kits

 **KIT0079** / CASAMBI
DALI / 1 art / in

 **KIT0080** / CASAMBI
PH-CUT / 1 art / in

 **KIT0026**
PH-CUT / 1-2 art

MOD	CODE	FINISH	SOURCE	INPUT	DIMMING	CCT (K)	LUMEN	CRI	IP	OPTICS
1	8163	WH TR	TopLED 20W	220-240V	DALI Push	3000	2609	90	20	Diffused
	8166	WH TR	TopLED 20W	220-240V	Phase-cut	3000	2609	90	20	Diffused
2	8164	WH TR	TopLED 48W	220-240V	DALI Push	3000	4370	90	20	Diffused
	8167	WH TR	TopLED 48W	220-240V	Phase-cut	3000	4370	90	20	Diffused

Dynamic

2010

Stilnovo

Dynamic is a collection of lamps in blown Murano glass that emit bright and uniform light, thanks to the topLED light sources housed in the concave diffusers. Three different sizes allow for multiple combinations in wall-mounting, being easy to install thanks to the practical bayonet mount.

• **Duplex blown glass diffuser, polycarbonate mounting. Finish: white/white.**

Dynamic è una collezione di lampade in vetro soffiato di Murano che, grazie alle sorgenti topLED ospitate all'interno dei diffusori dalla forma concava, sprigionano una luce intensa ed omogenea. Tre diverse dimensioni consentono molteplici combinazioni a parete, di facile installazione grazie al pratico attacco a baionetta.

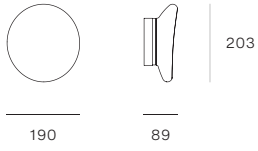
• **Diffusore in vetro soffiato duplex, montatura in policarbonato. Finitura: bianco/bianco.**

Dynamic ist eine Kollektion von Leuchten aus geblasenem Murano-Glas, die dank den Lichtquellen topLED in den konkaven Diffusoren, ein intensives, homogenes Licht freilassen. Drei verschiedene Größen erlauben eine Vielzahl an Kombinationen an der Wand, leicht zu installieren dank dem praktischen Bajonett-Anschluss. • **Diffusor aus geblasenem Duplex-Glas, Gestell aus Polycarbonat. Ausführung: weiß/weiß.**

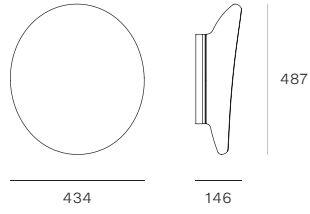




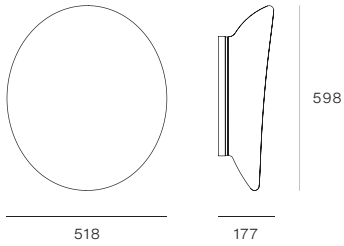
1. Dynamic Ø19



2. Dynamic Ø43



3. Dynamic Ø52



MOD	CODE	FINISH	SOURCE	INPUT	DIMMING	CCT (K)	LUMEN	CRI	IP	OPTICS
1	7785	WH	TopLED 6W	220-240V	No	3000	605	90	44	Diffused
2	7786	WH	TopLED 21W	220-240V	No	3000	2794	90	44	Diffused
3	7787	WH	TopLED 30W	220-240V	No	3000	3929	90	44	Diffused

Fante

1978

**Jonathan De Pas
Donato D'Urbino
Paolo Lomazzi**

Fante's light is easy to direct, thanks to the adjustable reflector on the bulb. The freedom of inclination allows simultaneous control of both the downward illumination and the indirect diffused light for upward radiance. The conical base is soft and pleasing to the touch, perfectly completing the proportioned design. • **Silicone base, aluminium parabolic diffuser. Finishes: brick red/white, black/white.**

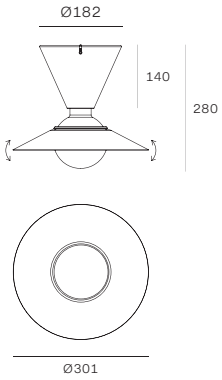
La luce di Fante si direziona facilmente, grazie al riflettore orientabile sulla lampadina stessa. La libertà di inclinazione permette di controllare contemporaneamente sia la luce verso il basso che la leggera diffusa indiretta verso l'alto. La base conica, morbida e piacevole al tatto, completa il suo design perfettamente proporzionato. • **Base in silicone, parabola in alluminio. Finiture: rosso mattone/bianco, nero/bianco.**

Das Fantelicht lässt sich dank dem schwenkbaren Reflektor am Leuchtmittel leicht ausrichten. Die Kippfreiheit erlaubt, gleichzeitig sowohl das Licht nach unten als auch das sanfte, indirekte Streulicht nach oben zu steuern. Der konische Sockel, weich und angenehm anzufassen, vervollständigt ihr perfekt proportioniertes Design. • **Sockel aus Silikon, Parabolschirm aus Aluminium. Ausführungen: ziegelrot/weiß, schwarz/weiß.**





1. Fante



.....
Included bulb

Globo 125 Full Light
LED Bulb E27 11W

MOD	CODE	FINISH	SOURCE	INPUT	DIMMING	CCT (K)	LUMEN	CRI	IP	OPTICS
1	8967	BK WH	1xE27 11W	220-240V	No	2700	1520	≥80	20	Diffused
	8969	RB WH	1xE27 11W	220-240V	No	2700	1520	≥80	20	Diffused

Galassia

1959

Stilnovo

The 1950s charm of the Galassia wall light, available with one bulb or two, orientable to the left or right, remains unchanged thanks to the combination of the brass with galvanic gilding on the structure and the white triplex blown glass sphere. A priceless collection that enriches any space with a sophisticated retro touch. • **Brass body, triplex glass diffusers. Finishes: brass with galvanic gilding/glossy white glass.**

Galassia parete, disponibile a luce singola e a due luci orientate verso destra o sinistra, mantiene inalterato il fascino anni Cinquanta grazie all'abbinamento fra l'ottone con doratura galvanica della struttura e le sfere in vetro soffiato triplex bianco. Una preziosa collezione che arricchisce lo spazio con un sofisticato tocco retrò.

• **Corpo in ottone, diffusori in vetro triplex**
**Finiture: ottone con doratura galvanica/
vetro bianco lucido.**

Die Wandleuchte Galassia ist mit einem oder zwei nach rechts oder links ausgerichteten Lichtern erhältlich, sie hat dank der Kombination der Struktur aus Messing mit galvanischer Goldbeschichtung mit den weißen Kugeln aus geblasenem Triplex-Glas den Charme der fünfziger Jahre unverändert bewahrt. Eine kostbare Kollektion, die den Raum mit einem anspruchsvollen Retro-Touch bereichert.

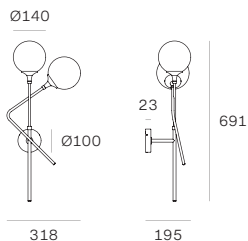
• **Lampenkörper aus Messing, Diffusoren aus Triplex-Glas. Ausführungen: Messing mit galvanischer Goldbeschichtung/weiß glänzendes Glas.**







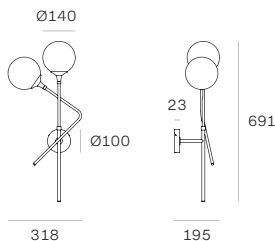
1. Galassia 2 sources right



Included bulbs

Miniglobo P45
LED Bulb E14 6W

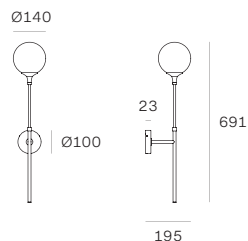
2. Galassia 2 sources left



Included bulbs

Miniglobo P45
LED Bulb E14 6W

3. Galassia single source



Included bulbs

Miniglobo P45
LED Bulb E14 6W

MOD	CODE	FINISH	SOURCE	INPUT	DIMMING	CCT (K)	LUMEN	CRI	IP	OPTICS
1	9557	GL WH	2xE14 6W	220-240V	No	2700	1612	≥80	20	Diffused
2	9558	GL WH	2xE14 6W	220-240V	No	2700	1612	≥80	20	Diffused
3	9559	GL WH	1xE14 6W	220-240V	No	2700	806	≥80	20	Diffused

Hinomaru

2018

Mirco Crosatto

Hinomaru's thin and shiny metallic perimeter in rose gold or black nickel houses the topLED light source. Illumination is transmitted to the large central disc thanks to the OptiLight™ technology, emitting a soft and uniform light into the environment.

• **Metal body, PMMA diffuser. Finishes: galvanic pink gold, black galvanic nickel.**

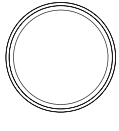
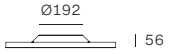
Hinomaru ha un sottile e brillante perimetro metallico in oro rosa o nichel nero, che accoglie la sorgente topLED. La luce è trasmessa all'ampio disco centrale grazie alla tecnologia OptiLight™, che diffonde nell'ambiente un'illuminazione morbida ed uniforme. • **Corpo in metallo, diffusore in PMMA. Finiture: galvanica oro rosa, galvanica nichel nero.**

Hinomaru hat eine feine und glänzende Metallumfassung in Goldrosa oder Nickel-schwarz, welche die Lichtquelle topLED aufnimmt. Das Licht wird dank der Technologie OptiLight™ an die breite zentrale Scheibe weitergegeben, welche die Umgebung weich und gleichmäßig beleuchtet. • **Lampenkörper aus Metall, Diffusor aus PMMA. Ausführungen: galvanisch vergoldet in Goldrosa, galvanisch vernickelt in Schwarz.**





1. Hinomaru Ø48



Ø477

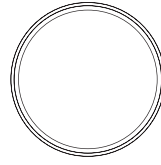
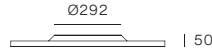
.....

Dimming kits

 **KIT0080** / CASAMBI
PH-CUT / 1 art / in

 **KIT0026**
PH-CUT / 1-3 art

2. Hinomaru Ø67



Ø668

.....

Dimming kits

 **KIT0080** / CASAMBI
PH-CUT / 1 art / in

 **KIT0026**
PH-CUT / 1-2 art

MOD	CODE	FINISH	SOURCE	INPUT	DIMMING	CCT (K)	LUMEN	CRI	IP	OPTICS
1	8606	BN	TopLED 30W	220-240V	Phase-cut	3000	4042	90	40	Diffused
	8607	GP	TopLED 30W	220-240V	Phase-cut	3000	4042	90	40	Diffused
2	8610	BN	TopLED 42W	220-240V	Phase-cut	3000	5671	90	40	Diffused
	8611	GP	TopLED 42W	220-240V	Phase-cut	3000	5671	90	40	Diffused

Honey

2019

Pio e Tito Toso

The wall-mounted Honey plays on repetition, creating two linear configurations with three or nine modules. The warm light is diffused both directly and indirectly and, curtained by wavy opaline diffusers, creates fascinating nuances. • **Polycarbonate modules, metal mounting. Finish: glossy white.**

Honey a parete gioca sulla ripetizione, creando due configurazioni lineari a tre o nove moduli. La luce calda è diffusa sia in modo diretto che indiretto e, schermata da diffusori opalini ondulati, dà vita ad affascinanti sfumature. • **Moduli in polycarbonato, montatura in metallo. Finitura: bianco lucido.**

Die Wandleuchte Honey setzt auf die Wiederholung, indem sie zwei gradlinige Konfigurationen mit drei bis neun Modulen kreiert. Das warme Licht verbreitet sich sowohl direkt als auch indirekt und, abgeschirmt von wellenförmigen Milchglasscheiben, weckt sie ein Spiel an verzaubernden Nuancierungen. • **Module aus Polycarbonat, Kabelabdeckung aus Metall. Ausführung: glänzend weiß.**





1. Honey L27



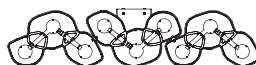
163



150

272

2. Honey L72



165



150

722

.....
Dimming kits

 **KIT0080** / CASAMBI
PH-CUT / 1-2 art / out

 **KIT0026**
PH-CUT / 1-5 art

MOD	CODE	FINISH	SOURCE (incl.)	INPUT	DIMMING	CCT (K)	LUMEN	CRI	IP	OPTICS
1	8688	WH	TopLED 6W	220-240V	No	2700	630	90	20	Diffused
2	8690	WH	TopLED 20W	220-240V	Phase-cut	2700	2076	90	20	Diffused

Lama

2011

Mirco Crosatto

The Lama collection has a minimalist design. The opaline diffusers are built into the aluminium frame to directly unleash the topLED light, ideal for any modern space. • **Aluminium body, polycarbonate diffuser. Finishes: white, black.**

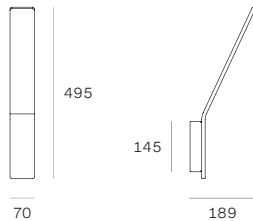
Lama è una collezione dal design minimale. Nel telaio in alluminio si integrano i diffusori opalini, dai quali si sprigiona una luce topLED ad emissione diretta ideale in ogni spazio contemporaneo. • **Corpo in alluminio, diffusore in policarbonato. Finiture: bianco, nero.**

Lama ist eine Kollektion von minimalistischem Design Die milchigen Diffusoren, von denen ein Licht topLED mit direkter Emission, ideal für jeden zeitgenössischen Raum, verströmt wird, integrieren sich harmonisch in den Aluminiumrahmen. • **Lampenkörper aus Aluminium, Diffusor aus Polycarbonat. Ausführungen: weiß, schwarz.**

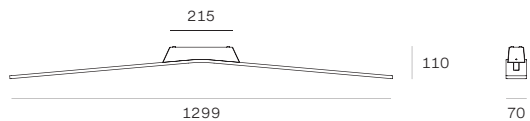
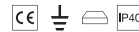




1. Lama wall



2. Lama ceiling



MOD	CODE	FINISH	SOURCE	INPUT	DIMMING	CCT (K)	LUMEN	CRI	IP	OPTICS
1	7104	WH	TopLED 21W	220-240V	No	3000	2505	90	40	Diffused
	7137	BK	TopLED 21W	220-240V	No	3000	2505	90	40	Diffused
2	7109	WH	TopLED 45W	220-240V	No	3000	3241	85	40	Diffused
	7110	BK	TopLED 45W	220-240V	No	3000	3241	85	40	Diffused

Lampiatta

1971

Jonathan De Pas
Donato D'Urbino
Paolo Lomazzi

Lampiatta can be easily repositioned without the use of joints or mechanisms. Indeed, the lampshade is designed to be inserted as desired in one of the four slots of the base, allowing the light to be inclined and directed as desired. • **Parabolic diffuser in aluminium, body in plastic material, removable base in steel. Finishes: white/white, black/white, red/white.**

Lampiatta è facilmente riposizionabile senza l'uso di snodi o meccanismi: il paralume è pensato per potersi inserire a piacere in una delle quattro fessure del basamento, consentendo l'inclinazione e l'orientamento della luce. • **Parabola in alluminio, corpo in materiale plastico, base removibile in acciaio. Finiture: bianco/bianco, nero/bianco, rosso/bianco.**

Lampiatta kann leicht ohne Gelenke oder mechanische Elemente zurückgestellt werden: Der Schirm ist so entworfen worden, dass er sich nach Belieben in eine der vier Öffnungen am Sockel einführen lässt, um das Licht kippen und ausrichten zu können. • **Parabolschirm aus Aluminium, Lampenkörper aus Kunststoff, abnehmbarer Sockel aus Aluminium. Ausführungen: weiß/weiß, schwarz/weiß, rot/weiß.**



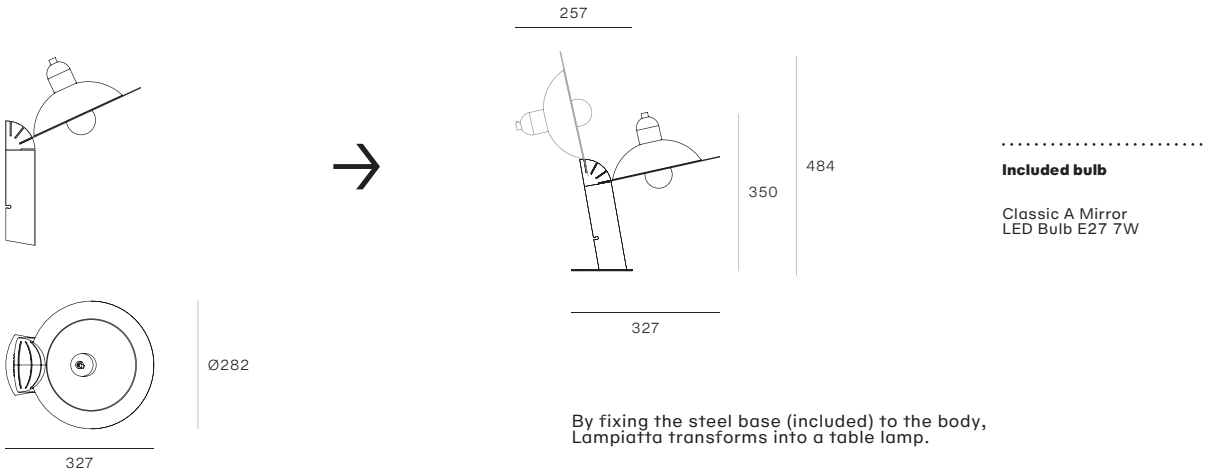
CHINOTTO

GASSOSA

SPUMA



1. Lampiatta table/wall



MOD	CODE	FINISH	SOURCE	INPUT	DIMMING	CCT (K)	LUMEN	CRI	IP	OPTICS
1	8971	WH WH	1xE27 7W	220-240V	No	2700	650	≥80	20	Diffused
	8972	BK WH	1xE27 7W	220-240V	No	2700	650	≥80	20	Diffused
	8973	RV WH	1xE27 7W	220-240V	No	2700	650	≥80	20	Diffused

Megafono

1958

Stilnovo

Megafono is an iconic 1950s lamp with both direct and indirect light. In the single- or double-arm wall lamp version, a prized brass structure bearing galvanic gilding combines with conical lampshades in ivory or glossy black finish, illuminating the environment with elegance. • **Brass body, metal lampshades. Finishes: brass with galvanic gilding, black or ivory lampshades.**

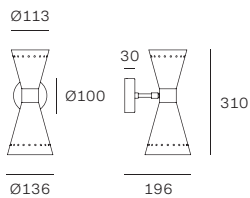
Megafono è una lampada icona degli anni Cinquanta a luce diretta e indiretta. In versione applique a singolo o doppio braccio, abbina alla preziosa struttura in ottone con doratura galvanica i paralumi conici in finitura avorio o nero lucido, illuminando l'ambiente con eleganza. • **Corpo in ottone, paralumi in metallo. Finiture: ottone con doratura galvanica, paralumi nero oppure avorio.**

Megafono ist eine ikonische Leuchte der Fünfziger Jahre mit direktem und indirektem Licht. In ihrer Version als Wandleuchte mit einem oder zwei Armen kombiniert sie die kostbar ausgeführte Struktur aus Messing mit galvanischer Goldbeschichtung mit den konischen Lampenschirmen in Elfenbein oder glänzendem Schwarz und beleuchtet so den Raum mit Eleganz. • **Leuchtkörper aus Messing, Lampenschirm aus Metall. Ausführungen: Messing mit galvanischer Goldbeschichtung, Lampenschirme schwarz oder in Elfenbein.**





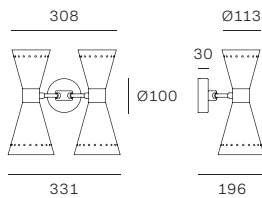
1. Megafono 1x2 sources



Included bulbs

Miniglobo P45
LED Bulb E14 6W

2. Megafono 2x2 sources



Included bulbs

Miniglobo P45
LED Bulb E14 6W

MOD	CODE	FINISH	SOURCE	INPUT	DIMMING	CCT (K)	LUMEN	CRI	IP	OPTICS
1	9570	GL BK	2xE14 6W	220-240V	No	2700	1612	≥80	20	Diffused
	9571	GL IV	2xE14 6W	220-240V	No	2700	1612	≥80	20	Diffused
2	9572	GL BK	4xE14 6W	220-240V	No	2700	3224	≥80	20	Diffused
	9573	GL IV	4xE14 6W	220-240V	No	2700	3224	≥80	20	Diffused

Minibox

1981

Gae Aulenti
Piero Castiglioni

The wall-mounted Minibox consists of a metal body and an irreverent luminous eye. The magnetic attachment of the head allows the light to be directed, rendering it suitable for any position. • **Metal body and directable head with magnetic coupling.**
Finishes: white, black, coffee, green, red.

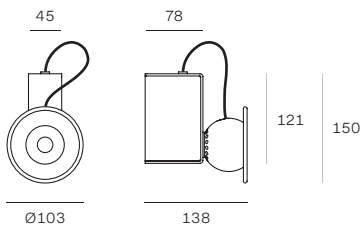
Minibox parete è composta da un corpo in metallo e un irriverente occhio luminoso. L'aggancio magnetico della testa permette di orientare la luce, rendendola adatta ad ogni luogo. • **Corpo e testa orientabile in metallo con aggancio magnetico. Finiture: bianco, nero, caffè, verde, rosso.**

Die Wandleuchte Minibox besteht aus einem Metallkörper und einem frech leuchtenden Auge. Der Magnet am Kopf erlaubt das Licht so auszurichten, dass es für jeden Ort geeignet ist. • **Lampenkörper und Kopf ausrichtbar aus Metall mit Magnet. Ausführungen: weiß, schwarz, caffè, grün, rot.**





1. Minibox



Magnetic head-body connection



MOD	CODE	FINISH	SOURCE	INPUT	DIMMING	CCT (K)	LUMEN	CRI	IP	OPTICS
1	9290	WH	PowerLED 10W	220-240V	No	3000	640	90	20	Flood
	9291	BK	PowerLED 10W	220-240V	No	3000	640	90	20	Flood
	9292	BG	PowerLED 10W	220-240V	No	3000	640	90	20	Flood
	9293	GL	PowerLED 10W	220-240V	No	3000	640	90	20	Flood
	9294	RF	PowerLED 10W	220-240V	No	3000	640	90	20	Flood

Moonflower

2014

Colin Johnson

Moonflower is a system designed to decorate with light. The petal-shaped module contains an RGB powerLED or topLED Dynamic White light source, which can be repeated infinitely. The free rotation of each element allows for countless wall compositions, always regulated by static, dynamic and customised programmes.


• **ABS body with magnetic fastening. Finish: white.**


Moonflower è un sistema progettato per arredare con la luce. Il modulo a petalo contiene una sorgente powerLED RGB o topLED Dynamic White, e può essere ripetuto all'infinito. La libera rotazione di ogni elemento consente infinite composizioni a parete, sempre regolate da programmi statici, dinamici e customizzati.


• **Corpo in ABS con fissaggio magnetico. Finitura: bianco.**


Moonflower ist ein System, das zum Einrichten mit Licht entworfen wurde. Das Blütenblattmodul enthält eine Lichtquelle powerLED oder topLED Dynamic White, und kann unendlich wiederholt werden. Die freie Drehung jedes Elements erlaubt unendlich viele Wandkompositionen, immer von statischen, dynamischen und kundenindividuellen Programmen gesteuert.

• **Lampenkörper aus ABS mit magnetischer Befestigung. Ausführung: weiß.**



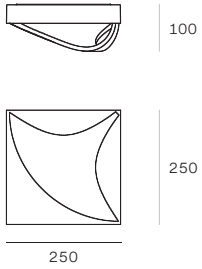




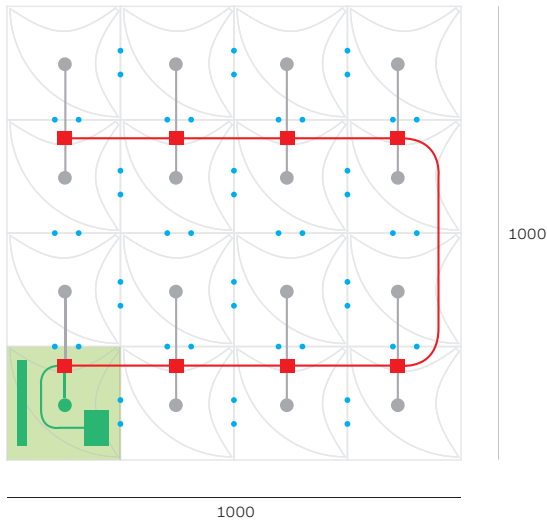
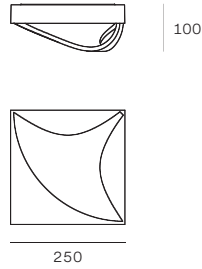




1. Moonflower D.W. master tile



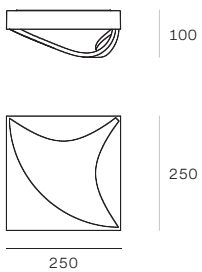
2. Moonflower D.W. slave tile



Dynamic White installation scheme (1m²)

- 01 x 7782 Master tile
- 01 x 7781 Slave tile
- 08 x KIT0088 Kit cable + splitter
- 48 x KIT0048 Fixing bracket
- 01 x 99701 RF Remote Control

3. Moonflower RGB tile



Discover Moonflower RGB




Videos, pictures, information and much more on the dedicated mini-website. Scan the QR-code at the side to discover Moonflower extra content. For DMX projects please contact the design department support@linealight.com

Video, immagini, info e molto altro sul minisito dedicato. Scansiona il QR code a lato per scoprire i contenuti extra di Moonflower. Per progetti DMX contattare il dipartimento di progettazione support@linealight.com

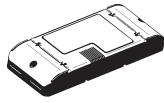
Auf der Mini-Webseite gibt es Videos, Bilder, Infos und vieles mehr. Scannen Sie den QR-Code ein und entdecken Sie viele interessante Informationen über Moonflower. Für DMX-Projekte kontaktieren Sie bitte unsere Planungsabteilung unter support@linealight.com

MOD	CODE	FINISH	SOURCE	INPUT	DIMMING	CCT (K)	LUMEN	CRI	IP	OPTICS
1	7782	WH	TopLED 4.8W	220-240V	No	1800-5000	-	80	20	Diffused
2	7781	WH	TopLED 4.8W	24V	No	1800-5000	-	80	20	Diffused
3	7760	WH	RGB LED 0.9W	24V	DMX	RGB	-	-	20	Diffused

Moonflower RGB Wall Light



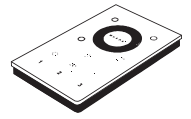
+



+



+



Tile and accessories

7760
electrified tile

7761
non-electrified tile

KIT0048
bracket

KIT0049
power cable

KIT0050
RGB signal FLAT cable

Control unit and accessories

KIT0011
control unit

KIT0053
cable for DMX wiring

KIT0054
cable for controller wiring

Switching driver and accessories

KIT0019
driver

KIT0020
driver

KIT0021
driver

KIT0051
splitter

KIT0052
cable

DMX controller and accessories


99045
white

99046
black

99050
black

99234
white

99235
white black



Moonflower RGB examples



50X50 CM



	Tile	Control unit	Switching driver	DMX controller
Stand Alone	4x 7760 8x KIT0048 3x KIT0049 3x KIT0050	1x KIT0011 KIT0054	1x KIT0019 KIT0052	-
DMX	4x 7760 8x KIT0048 3x KIT0049 3x KIT0050	1x KIT0011 KIT0053	1x KIT0019 KIT0052	1x 99234 99235 99045 99046 99050

50X100 CM



	Tile	Control unit	Switching driver	DMX controller
Stand Alone	8x 7760 20x KIT0048 7x KIT0049 7x KIT0050	1x KIT0011 KIT0054	1x KIT0019 KIT0052	-
DMX	8x 7760 20x KIT0048 7x KIT0049 7x KIT0050	4x KIT0011 3x KIT0053	1x KIT0019 2x KIT0051 2x KIT0052	1x 99234 99235 99045 99046 99050

100X150 CM



	Tile	Control unit	Switching driver	DMX controller
Stand Alone	24x 7760 76x KIT0048 23x KIT0049 23x KIT0050	1x KIT0011 KIT0054	2x KIT0019 1x KIT0051 1x KIT0052	-
DMX	24x 7760 76x KIT0048 23x KIT0049 23x KIT0050	12x KIT0011 11x KIT0053	2x KIT0020 6x KIT0051 6x KIT0052	1x 99234 99235 99045 99046 99050

200X250 CM



	Tile	Control unit	Switching driver	DMX controller
Stand Alone	80x 7760 284x KIT0048 79x KIT0049 79x KIT0050	1x KIT0011 KIT0054	1x KIT0021 3x KIT0051 3x KIT0052	-
DMX	80x 7760 284x KIT0048 79x KIT0049 79x KIT0050	40x KIT0011 39x KIT0053	2x KIT0021 20x KIT0051 20x KIT0052	1x 99234 99235 99045 99046 99050

Mr Magoo

2010

Mirco Crosatto

Mr Magoo is a luminous cloud that adorns and delights with supple and natural lines. The light source is entirely integrated and emits soft and diffused light. Multiple elements allow the creation of an extensive array of scenographies. • **Polyethylene diffuser, metal mounting. Finish: white.**

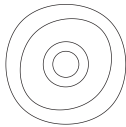
Mr Magoo è una nuvola luminosa che arreda e sorprende per le linee sinuose e naturali. La sorgente è completamente integrata, ed emette una luce morbida e diffusa. Più elementi permettono la creazione di scenografie di ampio respiro. • **Diffusore in polietilene, montatura in metallo. Finitura: bianco.**

Mr Magoo ist eine leuchtende Wolke, die zum Einrichtungsgegenstand wird und durch ihre kurvigen, natürlichen Linien überrascht. Die Quelle ist vollständig integriert und strahlt ein weiches Streulicht aus. Mehrere Elemente erlauben die Kreation von facettenreichen Szenen. • **Diffusor aus Polycarbonat, Gestell aus Metall. Ausführung: weiß.**







1. Mr Magoo Ø52



Ø520

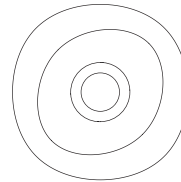
.....
Dimming kits

 **KIT0079** / CASAMBI
DALI / 1 art / in

 **KIT0080** / CASAMBI
PH-CUT / 1-2 art / in


 **KIT0026**
PH-CUT / 1-4 art


2. Mr Magoo Ø76



Ø760

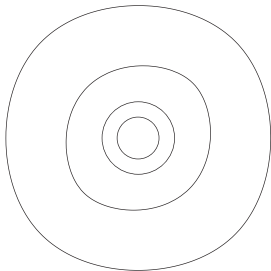
.....
Dimming kits

 **KIT0079** / CASAMBI
DALI / 1 art / in

 **KIT0080** / CASAMBI
PH-CUT / 1 art / in


 **KIT0026**
PH-CUT / 1-3 art

3. Mr Magoo Ø115



Ø1150

.....
Dimming kits

 **KIT0079** / CASAMBI
DALI / 1 art / in

MOD	CODE	FINISH	SOURCE	INPUT	DIMMING	CCT (K)	LUMEN	CRI	IP	OPTICS
1	7792	WH	1x2GX13 22W	220-240V	No	3000	1900	≥80	40	Diffused
	8006	WH	TopLED 23W	220-240V	DALI Push	3000	2794	90	40	Diffused
	8006N	WH	TopLED 23W	220-240V	DALI Push	4000	2914	90	40	Diffused
	8136	WH	TopLED 23W	220-240V	Phase-cut	3000	2794	90	40	Diffused
2	6857	WH	1x2GX13 55W	220-240V	No	3000	4200	≥80	40	Diffused
	8008	WH	TopLED 32W	220-240V	DALI Push	3000	3929	90	40	Diffused
	8008N	WH	TopLED 32W	220-240V	DALI Push	4000	4097	90	40	Diffused
	8138	WH	TopLED 32W	220-240V	Phase-cut	3000	3929	90	40	Diffused
3	7789	WH	TopLED 96W	220-240V	DALI Push	3000	13388	90	40	Diffused
	7789N	WH	TopLED 96W	220-240V	DALI Push	4000	13965	90	40	Diffused

Oxygen

2016

Pio e Tito Toso

Oxygen adapts to any setting, both in the small and larger varieties. It houses an OptiLight™ diffuser, which generates delicate and uniform illumination, directed downwards and upwards. The Oxygen collection is both vast and versatile thanks to the various dimensions and finishes available. • **Polyurethane lampshade, PMMA diffuser, metal mounting. Finishes: white/white, black/white, yellow/white, light blue/white.**

Oxygen si adatta in ogni contesto, sia nella versione piccola che in quella più generosa. Al suo interno ospita il diffusore in Opti-Light™, che sviluppa una luce delicata e uniforme, sia verso il basso che verso l'alto. Oxygen è un'ampia e versatile collezione grazie alle diverse dimensioni e finiture a disposizione. • **Paralume in poliuretano, diffusore in PMMA, montatura in metallo. Finiture: bianco/bianco, nero/bianco, giallo/bianco, azzurro/bianco.**

Oxygen passt sich jedem Kontext an, sowohl in der kleinen als auch in der großzügigeren Version. Der Diffusor OptiLight™ in ihrem Innern entwickelt ein weiches und gleichmäßiges Licht sowohl nach unten als auch nach oben. Oxygen ist eine breite und vielseitige Kollektion dank der vielen erhältlichen verschiedenen Größen und Ausführungen. • **Lampenschirm aus Polyurethan, Diffusor aus Polycarbonat, Gestell aus Metall. Ausführungen: weiß/weiß, schwarz/weiß, gelb/weiß, hellblau/weiß.**





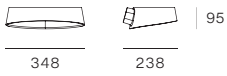









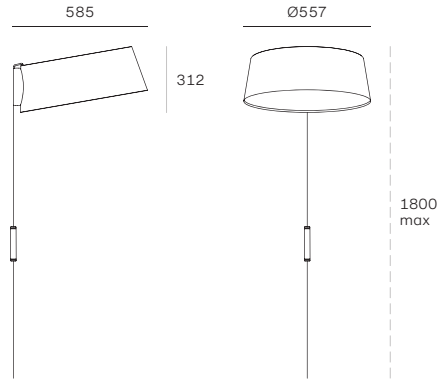


1. Oxygen wall small

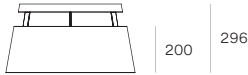



-
- Dimming kits**
-  **KIT0079** / CASAMBI
DALI / 1 art / out
 -  **KIT0080** / CASAMBI
PH-CUT / 1-2 art / out
 -  **KIT0026**
PH-CUT / 1-5 art

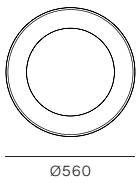
2. Oxygen wall large



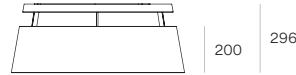
3. Oxygen ceiling Ø56




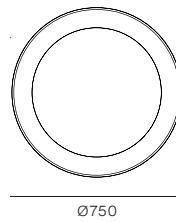
-
- Dimming kits**
-  **KIT0079** / CASAMBI
DALI / 1 art / in



4. Oxygen ceiling Ø75



-
- Dimming kits**
-  **KIT0079** / CASAMBI
DALI / 1 art / in



MOD	CODE	FINISH	SOURCE	INPUT	DIMMING	CCT (K)	LUMEN	CRI	IP	OPTICS
1	8185	WH WH	TopLED 17W	220-240V	DALI	3000	2021	90	40	Diffused
	8186	BK WH	TopLED 17W	220-240V	DALI	3000	2021	90	40	Diffused
	8187	YL WH	TopLED 17W	220-240V	DALI	3000	2021	90	40	Diffused
	8188	AZ WH	TopLED 17W	220-240V	DALI	3000	2021	90	40	Diffused
	8495	WH WH	TopLED 17W	220-240V	Phase-cut	3000	2021	90	40	Diffused
	8496	BK WH	TopLED 17W	220-240V	Phase-cut	3000	2021	90	40	Diffused
	8497	YL WH	TopLED 17W	220-240V	Phase-cut	3000	2021	90	40	Diffused
	8498	AZ WH	TopLED 17W	220-240V	Phase-cut	3000	2021	90	40	Diffused
2	8189	WH WH	TopLED 36W	220-240V	Push DIM	3000	4042	90	20	Diffused
	8190	BK WH	TopLED 36W	220-240V	Push DIM	3000	4042	90	20	Diffused
	8191	YL WH	TopLED 36W	220-240V	Push DIM	3000	4042	90	20	Diffused
	8192	AZ WH	TopLED 36W	220-240V	Push DIM	3000	4042	90	20	Diffused
3	8081	WH WH	TopLED 36W	220-240V	DALI Push	3000	4042	90	20	Diffused
	8082	BK WH	TopLED 36W	220-240V	DALI Push	3000	4042	90	20	Diffused
	8083	YL WH	TopLED 36W	220-240V	DALI Push	3000	4042	90	20	Diffused
	8084	AZ WH	TopLED 36W	220-240V	DALI Push	3000	4042	90	20	Diffused
4	8085	WH WH	TopLED 50W	220-240V	DALI Push	3000	5670	90	20	Diffused
	8086	BK WH	TopLED 50W	220-240V	DALI Push	3000	5670	90	20	Diffused
	8087	YL WH	TopLED 50W	220-240V	DALI Push	3000	5670	90	20	Diffused
	8088	AZ WH	TopLED 50W	220-240V	DALI Push	3000	5670	90	20	Diffused

Quad

2014

Pio e Tito Toso

The wall version of Quad is comprised of two bodies. With a square base, the light form is structured through the coupled corners. The resulting body, in cast aluminium, houses a light source with indirect emission. The Quad gives its best in succession or in grouped arrangements for suggestive atmospheres of diffused light. • **Aluminium module, polycarbonate diffuser, metal mounting. Finishes: white, black.**

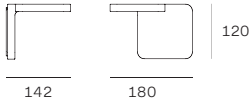
La versione parete di Quad è composta da due volumi a base quadrata che si fondono in una struttura composta dagli spigoli raccordati. La scocca che ne deriva, in alluminio pressofuso, ospita una sorgente a emissione indiretta. Quad si esprime al meglio in successione o in composizioni aggregate, per suggestive atmosfere di luce diffusa. • **Modulo in alluminio, diffusore in policarbonato, montatura in metallo. Finiture: bianco, nero.**

Die Wandleuchte Quad ist aus zwei Volumen mit quadratischem Sockel zusammengesetzt, die in einer Konstruktion aus miteinander verbundenen Ecken verschmelzen. In dem Körper aus Gussaluminium, der daraus entsteht, steckt eine indirekt ausstrahlende Lichtquelle. Quad drückt sich in dem Aufeinanderfolgen oder in zusammengefassten Kompositionen für suggestive Atmosphären mit diffusem Licht am besten aus. • **Modul aus Aluminium, Diffusor aus Polycarbonat, Gestell aus Metall. Ausführungen: weiß, schwarz.**






1. Quad



Dimming kits

 **KIT0080** / CASAMBI
PH-CUT / 1-2 art / out

 **KIT0026**
PH-CUT / 1-5 art



MOD	CODE	FINISH	SOURCE (incl.)	INPUT	DIMMING	CCT (K)	LUMEN	CRI	IP	OPTICS
1	7750	WH	TopLED 19W	220-240V	Phase-cut	3000	1530	90	40	Diffused
	7753	BK	TopLED 19W	220-240V	Phase-cut	3000	1530	90	40	Diffused

Other versions: suspension, p. 194.

Reflexio

2018

Mirco Crosatto

Reflexio is a large disc of reflected light in which the exterior light source is entirely invisible. The light beam is uniformly distributed by the dome-shaped reflector, providing soft, indirect and comfortable illumination. • **Metal body. Finishes: white/white, black/white, chocolate/white.**

Reflexio è un grande disco di luce riflessa, nel quale la sorgente perimetrale è completamente invisibile. Il fascio luminoso è distribuito uniformemente dal riflettore a cupola, per un'illuminazione indiretta, morbida e confortevole. • **Corpo in metallo. Finiture: bianco/bianco, nero/bianco, chocolate/bianco.**

Reflexio ist ein große Scheibe reflektiertes Licht, in dem die umlaufende Lichtquelle vollständig unsichtbar ist. Das Lichtbündel wird gleichmäßig vom kuppelförmigen Reflektor verteilt, für eine indirekte, weiche und angenehme Beleuchtung. • **Lampenkörper aus Metall. Ausführungen: weiß/weiß, schwarz/weiß, chocolate/weiß.**





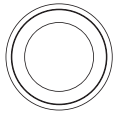




1. Reflexio Ø46



96



Ø462

.....
Dimming kits

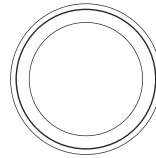
KIT0080 / CASAMBI
PH-CUT / 1 art / in

KIT0026
PH-CUT / 1-3 art

2. Reflexio Ø65



96



Ø654

.....
Dimming kits

KIT0080 / CASAMBI
PH-CUT / 1 art / in

KIT0026
PH-CUT / 1-2 art

MOD	CODE	FINISH	SOURCE	INPUT	DIMMING	CCT (K)	LUMEN	CRI	IP	OPTICS
1	8530	WH WH	TopLED 37W	220-240V	Phase-cut	3000	4042	90	40	Diffused
	8531	BK WH	TopLED 37W	220-240V	Phase-cut	3000	4042	90	40	Diffused
	8534	BC WH	TopLED 37W	220-240V	Phase-cut	3000	4042	90	40	Diffused
2	8532	WH WH	TopLED 48W	220-240V	Phase-cut	3000	5671	90	40	Diffused
	8533	BK WH	TopLED 48W	220-240V	Phase-cut	3000	5671	90	40	Diffused
	8535	BC WH	TopLED 48W	220-240V	Phase-cut	3000	5671	90	40	Diffused

Saturn

2014

Stilnovo

The ceiling-mounted Saturn is a striking luminous ring. The opaline diffuser, available in two diameters, emits uniform and high-performance ambient lighting that makes it ideal for the large spaces of modern architecture. The wall-mounted version, thanks to its "sharp-turning" geometry, is the solution for single compositions or dynamic series. • **Polyethylene diffuser, metal mounting. Finish: white.**

Saturn da soffitto è un imponente anello luminoso. Il diffusore opalino, disponibile in due diametri, emana una luce ambientale uniforme e altamente performante che lo rende ideale per i grandi spazi dell'architettura contemporanea. La versione a parete, grazie alla sua geometria "a tornante", è la soluzione per composizioni singole o in serie dinamiche. • **Diffusore in polietilene, montatura in metallo. Finitura: bianco.**

Die Deckenleuchte Saturn ist ein imponierender Leuchtring. Der milchige Diffusor, erhältlich in zwei Durchmessern, strahlt ein gleichmäßiges und leistungsstarkes Raumlicht aus, der ihn ideal für die großen Räume der zeitgenössischen Architektur macht. In der Wandleuchtenversion ist Saturn dank seiner „Serpentinen“-Geometrie die Lösung für Einzelkompositionen oder in dynamischer Reihe. • **Diffusor aus Polycarbonat, Gestell aus Metall. Ausführung: weiß.**







1. Saturn wall



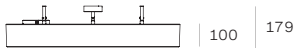
159



254

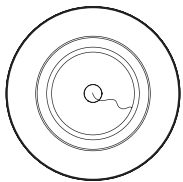
406

2. Saturn ceiling Ø76




100

179



Ø757

Dimming kits

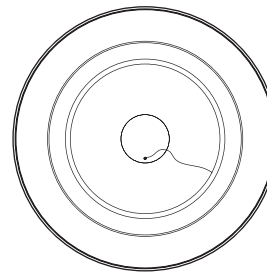
 **KIT0079** / CASAMBI
DALI / 1 art / out

3. Saturn ceiling Ø115




140

213



Ø1150

Dimming kits

 **KIT0079** / CASAMBI
DALI / 1 art / out

MOD	CODE	FINISH	SOURCE	INPUT	DIMMING	CCT (K)	LUMEN	CRI	IP	OPTICS
1	7654	WH	TopLED 12W	220-240V	No	3000	1480	90	40	Diffused
2	7653	WH	TopLED 33W	220-240V	DALI Push	3000	4229	90	40	Diffused
	7653N	WH	TopLED 33W	220-240V	DALI Push	4000	4410	90	40	Diffused
3	7651	WH	TopLED 98W	220-240V	DALI Push	3000	13961	90	40	Diffused
	7651N	WH	TopLED 98W	220-240V	DALI Push	4000	14566	90	40	Diffused

Tablet

2014

Mirco Crosatto

Tablet is a family of minimalistic lamps with adjustable light. A thin, rectangular frame houses the mobile light sources which, thanks to the almost complete rotation on its own axis, allows the orientation of direct, indirect or combined beams of light.

• **Aluminium body, opaline polycarbonate diffuser. Finishes: white, black.**

Tablet è una famiglia di lampade minimali a luce direzionabile. In un sottile telaio rettangolare sono incorniciate le sorgenti mobili che, grazie alla rotazione quasi completa sul proprio asse, permettono l'orientamento di fasci luminosi diretti, indiretti o combinati. • **Corpo in alluminio, diffusore in policarbonato opalino. Finiture: bianco, nero.**

Tablet ist eine Familie minimalistischer Leuchten mit ausrichtbarem Licht. In einem dünnen rechteckigen Rahmen stecken die beweglichen Lichtquellen, die dank der praktisch kompletten Drehung um die eigene Achse erlauben, die direkten, indirekten oder kombinierten Lichtbündel auszurichten. • **Lampenkörper aus Aluminium, Diffusor aus milchigem Polycarbonat. Ausführungen: weiß, schwarz.**





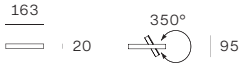








1. Tablet wall single L16




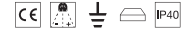
.....

Cover for instl. hole:

KIT80 for 7600

KIT0041 for 7608

2. Tablet wall single L24



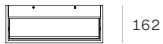
.....

Cover for instl. hole:

KIT81 for 7601

KIT0042 for 7609

3. Tablet wall single L42




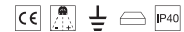
.....

Cover for instl. hole:

KIT82 for 7602

KIT0043 for 7610

4. Tablet wall single L66



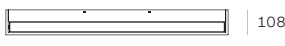

.....

Cover for instl. hole:

KIT83 for 7604

KIT0044 for 7611

5. Tablet wall single L96



.....

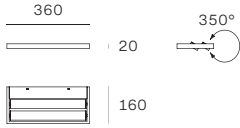
Cover for instl. hole:

KIT84 for 7605

KIT0045 for 7612

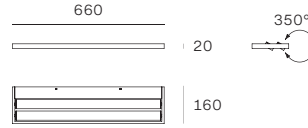
MOD	CODE	FINISH	SOURCE	INPUT	DIMMING	CCT (K)	LUMEN	CRI	IP	OPTICS
1	7600	WH	TopLED 5W	220-240V	No	3000	534	80	40	Diffused
	7608	BK	TopLED 5W	220-240V	No	3000	534	80	40	Diffused
2	7601	WH	TopLED 15W	220-240V	No	3000	1826	80	40	Diffused
	7609	BK	TopLED 15W	220-240V	No	3000	1826	80	40	Diffused
3	7602	WH	TopLED 31W	220-240V	No	3000	3651	80	40	Diffused
	7610	BK	TopLED 31W	220-240V	No	3000	3651	80	40	Diffused
4	7604	WH	TopLED 21W	220-240V	No	3000	2360	80	40	Diffused
	7611	BK	TopLED 21W	220-240V	No	3000	2360	80	40	Diffused
5	7605	WH	TopLED 32W	220-240V	No	3000	3158	80	40	Diffused
	7612	BK	TopLED 32W	220-240V	No	3000	3158	80	40	Diffused

6. Tablet wall double L36



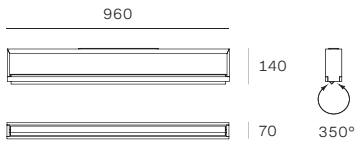
.....
Cover for instl. hole:
KIT0046 for 7606
KIT0047 for 7613

7. Tablet wall double L66



.....
Cover for instl. hole:
KIT83 for 7607
KIT0044 for 7614

8. Tablet ceiling



MOD	CODE	FINISH	SOURCE	INPUT	DIMMING	CCT (K)	LUMEN	CRI	IP	OPTICS
6	7606	WH	TopLED 22W	220-240V	No	3000	2360	80	40	Diffused
	7613	BK	TopLED 22W	220-240V	No	3000	2360	80	40	Diffused
7	7607	WH	TopLED 43W	220-240V	No	3000	4720	80	40	Diffused
	7614	BK	TopLED 43W	220-240V	No	3000	4720	80	40	Diffused
8	7595	WH	TopLED 26W	220-240V	No	3000	3317	80	40	Diffused
	7596	BK	TopLED 26W	220-240V	No	3000	3317	80	40	Diffused

Triedro

1970

Joe Colombo

Triedro is reminiscent of lighting from a photo shoot. Housing a silver-domed LED bulb, the lampshade is comprised of three contoured and bent metal parts in order to reflect the light downward, without creating glare. The flexibility in positioning is guaranteed by the supporting double joint for rotation and inclination of the light source into any position. In the clamp version, it secures easily to suit any needs.


• **Metal lampshade, body and bulb holder.**

Finish: white/black.

Triedro rievoca le lampade di scena dei set fotografici. Il paralume, contenente una lampadina LED a cupola argentata, è in metallo sagomato e piegato in tre parti, così da riflettere la luce senza abbagliare. La flessibilità di movimento è garantita dal doppio snodo portante, che permette la rotazione e l'inclinazione della sorgente luminosa in qualsiasi posizione. Nella versione a morsetto si fissa facilmente, per ogni esigenza. • **Paralume, corpo e portalam-pada in metallo. Finitura: bianco/nero.**

Triedro erinnert an die Szenenleuchten von Fotoshootings. Der Lampenschirm mit einer silbernen kuppelförmigen LED-Lampe ist aus geformtem und in drei Teilen gebogenem Metall, sodass das Licht reflektiert wird, ohne zu blenden. Bewegunflexibilität ist durch das tragende Doppelgelenk gewährleistet, das erlaubt, die Lichtquelle in jeder Position zu drehen und zu kippen. Als Klemmleuchte lässt sie sich leicht für jeden Bedarf befestigen. • **Lampenschirm, Lampenkörper und Fassung aus Metall. Ausführungen: weiß/schwarz.**

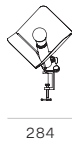
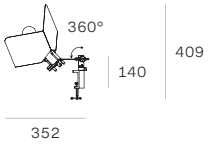




1. Triedro clamp



227

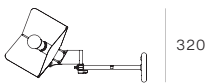
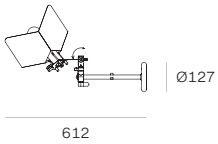


Included bulb

Classic A Mirror
LED Bulb E27 7W



2. Triedro wall



Included bulb

Classic A Mirror
LED Bulb E27 7W

MOD	CODE	FINISH	SOURCE	INPUT	DIMMING	CCT (K)	LUMEN	CRI	IP	OPTICS
1	8992	WH	1xE27 7W	220-240V	No	2700	650	≥80	20	Diffused
2	8993	WH	1xE27 7W	220-240V	No	2700	650	≥80	20	Diffused

Other versions: floor, p. 106; suspension, p. 234.

Xilema

2014

Edin Dedovic

The elegant lightness of Xilema houses a WallWasher topped light source which, be it vertical or horizontal, diffuses comfortable, indirect ambient illumination. Alongside the linear versions is a more intricate version reminiscent of xilema, the plant tissue that transports water from the roots to the stems and leaves.

● **Aluminium body, PMMA diffuser. Finishes: white, polished aluminium.**

L'elegante leggerezza di Xilema accoglie una sorgente topLED WallWasher che, verticale o orizzontale, diffonde una confortevole luce ambientale indiretta. Le versioni lineari sono affiancate da una variante complessa che ricorda lo xilema, il tessuto che nei vegetali conduce la linfa dalle radici alle foglie. ● **Corpo in alluminio, diffusore in PMMA. Finiture: bianco, alluminio lucido.**

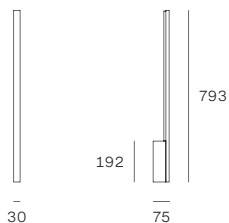
Die elegante Leichtigkeit von Xilema nimmt eine Lichtquelle topLED WallWasher auf, die eine angenehme indirekte Raumbeleuchtung vertikal oder horizontal verbreitet. Den linearen Versionen ist eine komplexe Variante zur Seite gestellt worden, die an Xylem, dem Gewebe, das in den Pflanzen den Pflanzensaft von den Wurzeln bis zu den Blätter leitet, erinnert.

● **Lampenkörper aus Aluminium, Diffusor aus PMMA. Ausführung: weiß, glänzendes Aluminium.**






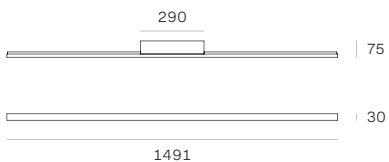
1. Xilema wall L79



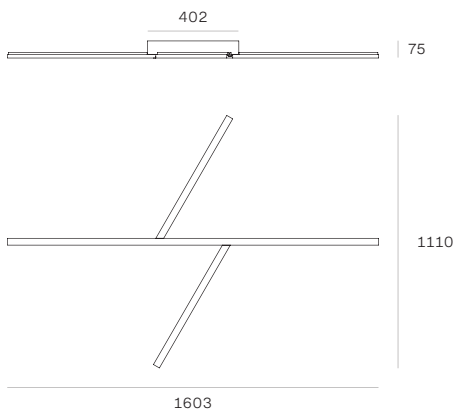
2. Xilema wall L180



3. Xilema wall/ceiling L149



4. Xilema wall/ceiling L160



MOD	CODE	FINISH	SOURCE	INPUT	DIMMING	CCT (K)	LUMEN	CRI	IP	OPTICS
1	7765	WH	TopLED 17W	220-240V	No	3000	2100	90	20	Double asym.
	7766	AP	TopLED 17W	220-240V	No	3000	2100	90	20	Double asym.
2	7777	WH	TopLED 25W	220-240V	Touch	3000	2914	90	20	Double asym.
	7778	AP	TopLED 25W	220-240V	Touch	3000	2914	90	20	Double asym.
3	7767	WH	TopLED 34W	220-240V	No	3000	4200	90	20	Double asym.
	7768	AP	TopLED 34W	220-240V	No	3000	4200	90	20	Double asym.
4	7769	WH	TopLED 47W	220-240V	No	3000	6041	90	20	Double asym.
	7770	AP	TopLED 47W	220-240V	No	3000	6041	90	20	Double asym.

Xilema adjustable

2014

Edin Dedovic

The Xilema consists of aluminium rods that intersect perpendicular to the wall. Able to offer powerful illumination directed upwards, this elegant light fitting bears a WallWasher topLED lights source and – thanks to the wall-mounted pin – can rotate 180° on its vertical axis. It is ideal for modern work environments. • **Aluminium body, PMMA diffuser. Finishes: white, polished aluminium.**

Xilema a braccio è una lunga asta in alluminio, perpendicolare alla parete e capace di una potente illuminazione direzionata verso l'alto. L'elegante lampada monta una sorgente topLED WallWasher e, grazie al perno a parete, può ruotare di 180° sul suo asse orizzontale. Ideale per gli ambienti operativi contemporanei. • **Corpo in alluminio, diffusore in PMMA. Finiture: bianco, alluminio lucido.**

Die Armluchte Xilema ist eine lange Aluminiumstange, die lotrecht von der Wand absteht und in der Lage ist, machtvoll nach oben zu leuchten. Die elegante Leuchte umfasst eine Lichtquelle topLED WallWasher und kann sich dank eines Wandbolzens 180° um ihre horizontale Achse drehen. Ideal für die zeitgenössischen Arbeitsumgebungen. • **Lampenkörper aus Aluminium, Diffusor aus PMMA. Ausführung: weiß, glänzendes Aluminium.**










1. Xilema adjustable



MOD	CODE	FINISH	SOURCE	INPUT	DIMMING	CCT (K)	LUMEN	CRI	IP	OPTICS
1	7775	WH	TopLED 25W	220-240V	Touch	3000	2914	90	20	Double asym.
	7776	AP	TopLED 25W	220-240V	Touch	3000	2914	90	20	Double asym.

Xilema system

2019

Edin Dedovic

The Xilema System is characterised by high modularity. The lighting structures bear a WallWasher topLED light source, being inter-connected thanks to specific adaptors that allow variable pathways to be created on vertical, horizontal and sloped surfaces. This renders it possible to design lines of continuous illumination, able to adapt to any architectural setting. • **Lighting modules, junctions, ends and power supply modules in aluminium, diffuser in PMMA. Finishes: white, polished aluminium.**

Xilema System è caratterizzato da un'elevata modularità. I corpi illuminanti montano una sorgente topLED WallWasher e si possono connettere fra loro grazie a particolari raccordi che permettono di creare percorsi variabili su superfici verticali, orizzontali ed inclinate. È così possibile disegnare linee di luce continue, in grado di adattarsi a qualsiasi contesto architettonico. • **Moduli illuminanti, giunzioni, finali e moduli di alimentazione in alluminio, diffusore in PMMA. Finiture: bianco, alluminio lucido.**

Xilema System ist durch eine hohe Modularität charakterisiert. Die Leuchtkörper umfassen eine topLED WallWasher Lichtquelle und können mit besonderen Verbindungen miteinander verbunden werden, die erlauben variable Verläufe auf vertikalen, horizontalen und schrägen Oberflächen zu schaffen. Auf diese Weise kann man kontinuierliche Lichtreihen entwerfen, die in der Lage sind, sich jedem architektonischen Kontext anzupassen.

• **Leuchtmole, Verbindungen, Endelemente und Versorgungsmodule aus Aluminium, Diffusor aus PMMA. Ausführung: weiß, glänzendes Aluminium.**



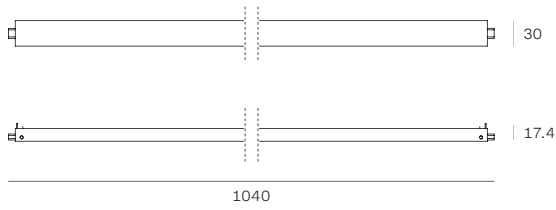




Wall/ceiling • Xilema system

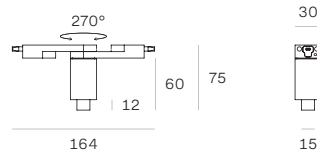


1. Linear light

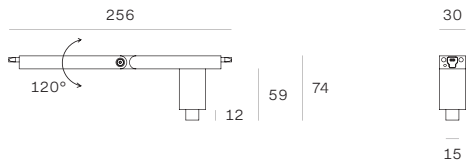


Head or Central power multi-supply required (*)

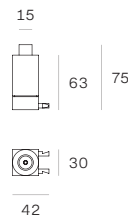
2. Electrified planar joint



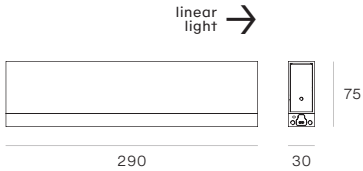
3. Electrified angular joint



4. End fixing

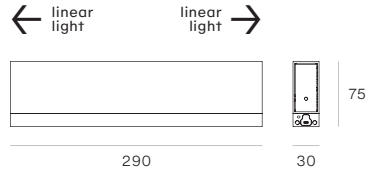


5. Head power multi-supply



Max 10 linear lights connectable

6. Central power multi-supply



Max 10 linear lights connectable

MOD	CODE	FINISH	SOURCE	INPUT	DIMMING	CCT (K)	LUMEN	CRI	IP	OPTICS
1	9100	WH	TopLED 9.5W	48V	DALI Push*	2700	1045	90	20	Double asym.
	9110	AP	TopLED 9.5W	48V	DALI Push*	2700	1045	90	20	Double asym.
2	9103	WH	-	-	-	-	-	-	20	-
	9113	AP	-	-	-	-	-	-	20	-
3	9104	WH	-	-	-	-	-	-	20	-
	9114	AP	-	-	-	-	-	-	20	-
4	9105	WH	-	-	-	-	-	-	20	-
	9115	AP	-	-	-	-	-	-	20	-
5	9101	WH	-	220-240V	DALI Push	-	-	-	20	-
	9111	AP	-	220-240V	DALI Push	-	-	-	20	-
6	9102	WH	-	220-240V	DALI Push	-	-	-	20	-
	9112	AP	-	220-240V	DALI Push	-	-	-	20	-

*Head or central power multi-supply required.

1Night / 2Nights

2016

Davide Oppizzi

1Night offers refined illumination. The powerLED technology is housed in an elegant cylinder that can be rotated and directed as desired, being perfect bedside or in a reading nook. In the 2Nights version, the structure contains coloured texture filters to act as a projector, adorning the wall with multiple light and shadow effects.

• **Body and directable cylinder in aluminium.**
Finishes: white, black, white/galvanic rose gold, black/galvanic gold.

1Night è un raffinato oggetto luminoso. La tecnologia powerLED è alloggiata in un elegante cilindro ruotabile e orientabile a piacere, ideale in prossimità della testiera del letto o per un angolo lettura. Nella variante 2Nights, la struttura si articola per ospitare filtri dalle texture colorate: la sorgente funziona da proiettore, decorando la parete con molteplici effetti di luci e ombre. • **Corpo e cilindro orientabile in alluminio. Finiture: bianco, nero, bianco/galvanica oro rosa, nero/galvanica oro.**

1Night ist ein raffinierter Beleuchtungskörper. Die powerLED-Technologie sitzt in einem eleganten, drehbaren und nach Belieben ausrichtbaren Zylinder, ideal für das Bettkopfende oder eine Leseecke. In der Variante 2Nights fächert sich die Konstruktion auf, um Filter mit bunten Texturen aufzunehmen: Die Lichtquelle fungiert als Projektor, der Licht-Schatten-Spiele an die Wand wirft. • **Ausrichtbarer Körper und Zylinder aus Aluminium. Ausführungen: Weiß, schwarz, weiß/galvanisch überzogen in Goldrosa, schwarz/galvanisch überzogen in Gold.**

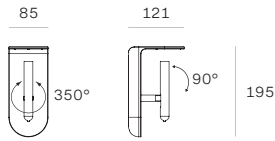








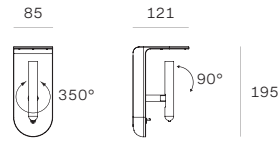
1. 2Nights



Amber, transparent and opal filters included:



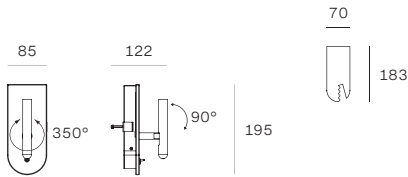
2. 2Nights with switch



Amber, transparent and opal filters included:



3. 1Night with switch



2Nights optional filters



Fire
KIT0035 (white)
KIT0036 (black)



Tree
KIT0055 (white)
KIT0056 (black)



Water
KIT0057 (white)
KIT0058 (black)



Ø74

MOD	CODE	FINISH	SOURCE	INPUT	DIMMING	CCT (K)	LUMEN	CRI	IP	OPTICS
1	7975	WH WH	TopLED 4W	220-240V	No	3000	363	90	20	Flood
	7977	BK BK	TopLED 4W	220-240V	No	3000	363	90	20	Flood
	7942	WH GP	TopLED 4W	220-240V	No	3000	363	90	20	Flood
	7944	BK GL	TopLED 4W	220-240V	No	3000	363	90	20	Flood
2	7976	WH WH	TopLED 4W	220-240V	No	3000	363	90	20	Flood
	7978	BK BK	TopLED 4W	220-240V	No	3000	363	90	20	Flood
	7943	WH GP	TopLED 4W	220-240V	No	3000	363	90	20	Flood
	7945	BK GL	TopLED 4W	220-240V	No	3000	363	90	20	Flood
3	8636	WH WH	TopLED 4W	220-240V	No	3000	363	90	20	Flood
	8637	BK BK	TopLED 4W	220-240V	No	3000	363	90	20	Flood
	8639	WH GP	TopLED 4W	220-240V	No	3000	363	90	20	Flood
	8638	BK GL	TopLED 4W	220-240V	No	3000	363	90	20	Flood

Designers



© Archivio Gae Aulenti

Gae Aulenti

Minibox	pp. 46, 292
Trepiù	228



© Fondazione Achille Castiglioni

Achille e Pier Giacomo Castiglioni

Saliscendi	p. 204
------------	--------



© Piero Castiglioni

Livio Castiglioni

Trepiù	p. 228
--------	--------



© Piero Castiglioni

Piero Castiglioni

Minibox	pp. 46, 292
---------	-------------



© Ignazia Favata / Studio Joe Colombo

Joe Colombo

Minitopo	pp. 50
Topo	56, 102
Triedro	106, 234, 338

**Mirco Crosatto**

Stilnovo

Demí	pp. 124, 250
Derby	130
Diphy	70, 136, 254
Hinomaru	150, 272
La Mariée	30, 158
Lama	34, 162, 280
Mr Magoo	84, 180, 304
Reflexio	200, 320
Tablet	98, 222, 330

**Jonathan De Pas****Donato D'Urbino****Paolo Lomazzi**

Fante	pp. 18, 262
Lampiatto	38, 166, 284

© CASVA - Centro di Alti Studi sulle Arti Visive

**Edin Dedovic**

Stilnovo

Kimia	pp. 80
Xilema	112, 238, 342
Xilema adjustable	346
Xilema system	352

**Giovanni Luigi Gorgoni**

Buonanotte	p. 14
------------	-------

© Giovanni Luigi Gorgoni

**Colin Johnson**

Moonflower	p. 296
------------	--------



© Antonio Macchi Cassia

Antonio Macchi Cassia

Gravita	p. 22
---------	-------



Davide Oppizzi

1Night/2Nights	pp. 242, 358
----------------	--------------



© Barbara Radice


Ettore Sottsass Jr

Valigia	p. 62
---------	-------



Pio e Tito Toso

Honey	pp. 154, 276
Oxygen	88, 188, 308
Quad	194, 316
Sparkling	94



Stilnovo

Campana	pp. 118
Dynamic	258
Galassia	76, 142, 266
Megafono	42, 170, 288
Mongolfier	176
Opti-line	184
Saturn	212, 326
Sputnik	216

Awards



Compasso d'oro

Honourable Mention

2018 Diphy



iF Product Design Award

Winner

2018 Reflexio



Red Dot Design Award

Winner

2011 Lama

2015 Mr Magoo

2016 2Nights

2017 Oxygen

2017 Diphy

2018 Tablet floor

2019 Demí

2019 Derby

Code index

CODE	PRODUCT	PAGE
6857	Mr Magoo	307
6860	Mr Magoo	183
7104	Lama	283
7106	Lama	165
7109	Lama	283
7110	Lama	283
7112	Lama	37
7113	Lama	37
7118	Lama	165
7137	Lama	283
7138	Lama	165
7139	Lama	165
7595	Tablet	337
7596	Tablet	337
7600	Tablet	337
7601	Tablet	337
7602	Tablet	337
7604	Tablet	337
7605	Tablet	337
7606	Tablet	337
7607	Tablet	337
7608	Tablet	337
7609	Tablet	337
7610	Tablet	337
7611	Tablet	337
7612	Tablet	337
7613	Tablet	337
7614	Tablet	337

CODE	PRODUCT	PAGE
7650	Saturn	215
7650N	Saturn	215
7651	Saturn	329
7651N	Saturn	329
7652	Saturn	215
7652N	Saturn	215
7653	Saturn	329
7653N	Saturn	329
7654	Saturn	329
7750	Quad	319
7753	Quad	319
7760	Moonflower	301
7761	Moonflower	302
7765	Xilema	345
7766	Xilema	345
7767	Xilema	345
7768	Xilema	345
7769	Xilema	345
7770	Xilema	345
7771	Xilema	115
7772	Xilema	115
7773	Xilema	241
7774	Xilema	241
7775	Xilema adjustable	351
7776	Xilema adjustable	351
7777	Xilema	345
7778	Xilema	345
7781	Moonflower	301

CODE	PRODUCT	PAGE
7782	Moonflower	301
7785	Dynamic	261
7786	Dynamic	261
7787	Dynamic	261
7788	Mr Magoo	183
7788N	Mr Magoo	183
7789	Mr Magoo	307
7789N	Mr Magoo	307
7790	Mr Magoo	183
7792	Mr Magoo	307
7942	2Nights	363
7943	2Nights switch	363
7944	2Nights	363
7945	2Nights switch	363
7975	2Nights	363
7976	2Nights switch	363
7977	2Nights	363
7978	2Nights switch	363
8005	Mr Magoo	183
8005N	Mr Magoo	183
8006	Mr Magoo	307
8006N	Mr Magoo	307
8007	Mr Magoo	183
8007N	Mr Magoo	183
8008	Mr Magoo	307
8008N	Mr Magoo	307
8009	Mr Magoo	87
8037	Opti-line	187

CODE	PRODUCT	PAGE
8038	Opti-line	187
8081	Oxygen	315
8082	Oxygen	315
8083	Oxygen	315
8084	Oxygen	315
8085	Oxygen	315
8086	Oxygen	315
8087	Oxygen	315
8088	Oxygen	315
8089	Oxygen	193
8090	Oxygen	193
8091	Oxygen	193
8092	Oxygen	193
8093	Oxygen	193
8094	Oxygen	193
8095	Oxygen	193
8096	Oxygen	193
8097	Oxygen	93
8098	Oxygen	93
8099	Oxygen	93
8100	Oxygen	93
8101	Oxygen	93
8102	Oxygen	93
8103	Oxygen	93
8104	Oxygen	93
8110	Quad	199
8111	Quad	199
8112	Quad	199

CODE	PRODUCT	PAGE
8113	Quad	199
8116	Quad	198
8117	Quad	198
8135	Mr Magoo	183
8136	Mr Magoo	307
8137	Mr Magoo	183
8138	Mr Magoo	307
8140	Mongolfier	179
8141	Mongolfier	179
8142	Mongolfier	179
8144	Mongolfier	179
8145	Mongolfier	179
8146	Mongolfier	179
8147	Mongolfier	179
8148	Mongolfier	179
8149	Mongolfier	179
8163	Diphy	257
8164	Diphy	257
8165	Diphy	75
8166	Diphy	257
8167	Diphy	257
8168	Diphy	141
8169	Diphy	141
8170	Diphy	141
8171	Diphy	141
8172	Diphy	141
8173	Diphy	141
8174	Diphy	141

CODE	PRODUCT	PAGE
8185	Oxygen	315
8186	Oxygen	315
8187	Oxygen	315
8188	Oxygen	315
8189	Oxygen	315
8190	Oxygen	315
8191	Oxygen	315
8192	Oxygen	315
8450	Tablet	227
8451	Tablet	227
8452	Tablet	101
8453	Tablet	101
8475	Tablet	227
8476	Tablet	227
8478	Tablet	227
8479	Tablet	227
8490	Opti-line	187
8491	Opti-line	187
8495	Oxygen	315
8496	Oxygen	315
8497	Oxygen	315
8498	Oxygen	315
8520	Quad	198
8521	Quad	198
8522	Quad d . e .	199
8523	Quad d . e .	199
8524	Quad d . e .	199
8525	Quad d . e .	199

CODE	PRODUCT	PAGE
8526	Quad d . e .	198
8527	Quad d . e .	198
8528	Quad d . e .	198
8529	Quad d . e .	198
8530	Reflexio	325
8531	Reflexio	325
8532	Reflexio	325
8533	Reflexio	325
8534	Reflexio	325
8535	Reflexio	325
8536	Reflexio	203
8537	Reflexio	203
8538	Reflexio	203
8539	Reflexio	203
8540	Reflexio	203
8541	Reflexio	203
8545	Kimia	83
8546	Kimia	83
8606	Hinomaru	275
8607	Hinomaru	275
8610	Hinomaru	275
8611	Hinomaru	275
8614	Hinomaru	153
8615	Hinomaru	153
8618	Hinomaru	153
8619	Hinomaru	153
8624	La Mariée	161
8625	La Mariée	161

CODE	PRODUCT	PAGE
8626	La Mariée	161
8627	La Mariée	161
8628	La Mariée	33
8629	La Mariée	33
8630	La Mariée	33
8631	La Mariée	33
8636	1Night switch	363
8637	1Night switch	363
8638	1Night switch	363
8639	1Night switch	363
8640	2Nights	247
8641	2Nights	247
8642	2Nights	247
8643	2Nights	247
8644	2Nights	247
8645	2Nights	247
8646	2Nights	247
8647	2Nights	247
8680	Honey	157
8682	Honey	157
8684	Honey	157
8686	Honey	157
8688	Honey	279
8690	Honey	279
8890	Demì	129
8891	Demì	129
8892	Demì	129
8893	Demì	253

CODE	PRODUCT	PAGE
8894	Demi	253
8895	Demi	253
8900	Derby	135
8901	Derby	135
8903	Derby	135
8904	Derby	135
8906	Derby	135
8907	Derby	135
8910	Sparkling	97
8911	Sparkling	97
8960	Valigia	67
8961	Buonanotte	17
8962	Buonanotte	17
8963	Buonanotte	17
8964	Buonanotte	17
8966	Fante	21
8967	Fante	265
8968	Fante	21
8969	Fante	265
8971	Lampiatto	41 , 287
8972	Lampiatto	41 , 287
8973	Lampiatto	41 , 287
8981	Lampiatto	169
8982	Lampiatto	169
8983	Lampiatto	169
8984	Lampiatto	169
8985	Lampiatto	169
8987	Lampiatto	169

CODE	PRODUCT	PAGE
8988	Lampiatto	169
8989	Lampiatto	169
8990	Lampiatto	169
8991	Lampiatto	169
8992	Triedro	341
8993	Triedro	341
8994	Triedro	111
8995	Triedro	237
9064	Minitopo	55
9065	Minitopo	55
9066	Minitopo	55
9067	Minitopo	55
9068	Minitopo	55
9069	Minitopo	55
9070	Minitopo	55
9071	Topo	61
9072	Topo	61
9073	Topo	61
9074	Topo	61
9075	Topo	61
9076	Topo	61
9077	Topo	61
9078	Topo	61
9079	Topo	61
9080	Topo	61
9081	Topo	105
9082	Topo	105
9083	Topo	105

CODE	PRODUCT	PAGE
9084	Topo	105
9085	Topo	105
9090	Diphy	141
9100	Xilema system	357
9101	Xilema system	357
9102	Xilema system	357
9103	Xilema system	357
9104	Xilema system	357
9105	Xilema system	357
9110	Xilema system	357
9111	Xilema system	357
9112	Xilema system	357
9113	Xilema system	357
9114	Xilema system	357
9115	Xilema system	357
9285	Minibox	49
9286	Minibox	49
9287	Minibox	49
9288	Minibox	49
9289	Minibox	49
9290	Minibox	295
9291	Minibox	295
9292	Minibox	295
9293	Minibox	295
9294	Minibox	295
9300	Campana	123
9301	Campana	123
9302	Campana	123

CODE	PRODUCT	PAGE
9305	Trepiù	233
9306	Trepiù	233
9307	Trepiù	233
9308	Trepiù	233
9310	Saliscendi	211
9311	Saliscendi	211
9312	Saliscendi	211
9555	Galassia	149
9556	Galassia	149
9557	Galassia	271
9558	Galassia	271
9559	Galassia	271
9560	Galassia	79
9566	Megafono	175
9567	Megafono	175
9568	Megafono	175
9569	Megafono	175
9570	Megafono	291
9571	Megafono	291
9572	Megafono	291
9573	Megafono	291
9574	Megafono	45
9575	Megafono	45
9576	Megafono	175
9577	Megafono	175
9585	Gravita	29
9590	Sputnik	221
9591	Sputnik	221


CODE	PRODUCT	PAGE
9592	Sputnik	221
99234	DMX controller	302, 303
99235	DMX controller	302, 303
99045	DMX controller	302, 303
99046	DMX controller	302, 303
99050	DMX controller	302, 303
99701	RF remote control	301
KIT0011	Control unit	302, 303
KIT0019	Driver	302, 303
KIT0020	Driver	302, 303
KIT0021	Driver	302, 303
KIT0026	Phase-cut dimmer	129, 141, 153, 157, 161, 179, 183, 187, 198, 203, 227, 253, 257, 275, 279, 307, 315, 319, 325
KIT0035	2nights gobo filter	363
KIT0036	2nights gobo filter	363
KIT0041	Tablet cover	336
KIT0042	Tablet cover	336
KIT0043	Tablet cover	337
KIT0044	Tablet cover	336, 337
KIT0045	Tablet cover	336
KIT0046	Tablet cover	337
KIT0047	Tablet cover	337
KIT0048	Fixing bracket	301, 302, 303
KIT0049	Cable	302, 303
KIT0050	Cable	302, 303
KIT0051	Splitter	302, 303

CODE	PRODUCT	PAGE
KIT0052	Cable	302, 303
KIT0053	Cable	302, 303
KIT0054	Cable	302, 303
KIT0055	2Nights gobo filter	363
KIT0056	2Nights gobo filter	363
KIT0057	2Nights gobo filter	363
KIT0058	2Nights gobo filter	363
KIT0079	Casambi dali dimmer	123, 129, 135, 140, 141, 157, 183, 187, 193, 199, 211, 215, 233, 253, 257, 307, 315, 329
KIT0080	Casambi phase-cut dimmer	129, 140, 153, 157, 161, 179, 183, 187, 198, 203, 227, 253, 257, 275, 279, 307, 315, 319, 325
KIT0088	Cable + splitter	301
KIT80	Tablet cover	336
KIT81	Tablet cover	336
KIT82	Tablet cover	337
KIT83	Tablet cover	337
KIT84	Tablet cover	336


Finishes

Varnished metal


Buonanotte, Campana,
Demí, Diphy, Fante,
Kimia, Lama,
Lampiatta, La Mariée,
Megafono, Minibox,
Minitopo, Mongolfier,
Moonflower, Opti-line,
Quad, Reflexio,
Tablet, Topo, Trepìù,
Triedro, Saliscendi,
Sputnik, Valigia,
Xilema,
Xilema adjustable,
Xilema System,
1Night/2Nights



White RAL 9016 polished




White RAL 9003 matt



White-gray RAL 9002 polished



Black RAL 9005 polished



Black RAL 9005 matt



Chocolate matt



Coffee beige matt



Ivory RAL 1015 polished



Ruby Red RAL 3003 polished



Flame Red RAL 3000 polished



Iconic Red RAL 3020 polished



Vermilion Red RAL 2002 pol.



Yellow RAL 2002 polished



Leaf green RAL 6002 polished



Mint green RAL 6029 polished



Grass green RAL 6024 pol.




Blue RAL 5011 polished



Pastel blue RAL 5011 pol.

Finished metal

Campana, Opti-line,
Xilema



Polished aluminum



Brushed aluminum

Anodized metal

Gravita



Black anodized aluminum

Galvanized metal

Galassia, Hinomaru,
La Mariée, Megafono,
Minitopo, Mongolfier,
Sputnik, Topo, Trepù,
1Night/2Nights



Black nickel



Chrome



Rose gold




Gold

Plastic & rubber


Demí, Diphy, Fante,
Hinomaru, Mr Magoo,
Opti-line, Oxygen,
Saturn




Transparent PMMA



White polycarbonate - glossy



White polyurethane



Black polyurethane



Black EPDM



Brick red EPDM



Yellow polyurethane



Pastel blue polyurethane

Screened PMMA

Sparkling




Cola



White

Glass

Dynamic, Galassia,
Gravita, La Mariée



White glass



Grey smoked glass



Copper glass



Transparent glass

Fabric

Derby



Brown/black




Grey/black



Orange/black/white
























Marble

Galassia



Carrara marble

Symbols

	CE Marking		Installation hole
	Protection class (IEC 60529) against foreign bodies and water		Push DIM
	Directional light beam		DALI
	Tilting light beam		DALI / Push DIM
	Power supply cable included (pendant or table lamps)		Phase-Cut
	Class I - IEC protection class		Touch dimmer
	Class II - IEC protection class		Warm Tune
	Class III - IEC protection class		Dynamic White
	Driver included	C.V.	Constant Voltage
	Driver not included		UGR <16
	Double emission luminaire		Sound absorbing
	% Emission up and down		Magnetic connection

The lumens indicated refer to the light source emission. The connection diagrams for electronics articles are included in the technical documentation.

I lumen indicati si riferiscono all'emissione della sorgente. Gli schemi di collegamento per gli articoli dell'elettronica sono disponibili all'interno della documentazione tecnica.

Der angegebene Wert in Lumen bezieht sich auf die Abstrahlung der Lichtquelle. Die Anschlusspläne der elektronischen Artikel sind in der technischen Dokumentation enthalten.

Warranty & disclaimer

"**Stilnovo** by Linea Light Group" offers a 5-year warranty on its products against manufacturing defects, subject to filling in the activation form available at www.stilnovo.com. In the absence of activation, the statutory warranty remains valid.

All power supply, wiring and accessories used for product installation shall be original "**Stilnovo** by Linea Light Group" parts or approved by the company. The warranty will become void if non original or non approved parts are used. For more information, please visit our website www.stilnovo.com.

"**Stilnovo** by Linea Light Group" reserves the right, without any advance notice, to change the characteristics of their products, as well as the availability of the same at any time. No product, relative technical data, illustrations and information in the catalogue are binding for "**Stilnovo** by Linea Light Group". "**Stilnovo** by Linea Light Group" will not be held liable for any illustration, text and/or translation errors. More product characteristics are contained in the relative technical data sheets and instruction sheets. This catalogue is protected by copyright (law 22/04/1941 No. 633 and law 14/12/1942 No. 1485: this prohibits any reproduction, total or even partial). All values indicated in the catalogue are measured values. There is a +/- 10% tolerance for the flow, CCT and power data.

"**Stilnovo** by Linea Light Group" offre una garanzia di 5 anni sui propri prodotti per vizi di fabbricazione previa compilazione dell'apposito modulo di attivazione, disponibile sul sito www.stilnovo.com. In mancanza di attivazione rimane valida la garanzia prevista per legge.

I prodotti devono essere installati tassativamente con alimentazioni, cablaggi e accessori originali di "**Stilnovo** by Linea Light Group", o eventualmente approvati dall'azienda. L'utilizzo di accessori non originali, o non approvati, determina il decadimento di ogni garanzia sul prodotto. Per ulteriori informazioni, consultare il sito www.stilnovo.com

"**Stilnovo** by Linea Light Group" si riserva il diritto, senza alcun preavviso di modificare le caratteristiche dei propri prodotti come la disponibilità degli stessi in qualunque momento. Tutti i prodotti, relativi dati tecnici, illustrazioni e informazioni presenti sul catalogo non sono vincolanti per "**Stilnovo** by Linea Light Group". "**Stilnovo** by Linea Light Group" non risponderà di eventuali errori illustrativi, testuali e/o di traduzione. Ulteriori caratteristiche dei prodotti sono contenute nelle relative schede tecniche e fogli istruzione. Il presente catalogo è tutelato dalla legge sui diritti d'autore (legge 22/04/1941 n. 633 e della legge 14/12/1942 n. 1485: di esso è proibita ogni riproduzione totale o anche parziale). Tutti i valori riportati a catalogo sono valori di misurazione. I dati di flusso, CCT e potenza sono passibili di tolleranze di +/- 10 % .

Die Firma "**Stilnovo** by Linea Light Group" gibt eine Garantie von 5 Jahren auf ihre Produkte in Bezug auf Produktionsfehler. Voraussetzung für die Inanspruchnahme der Garantie ist das Ausfüllen des entsprechenden Formulars zur Aktivierung der Garantie, das auf der Webseite www.stilnovo.com verfügbar ist. Wenn keine Aktivierung der Garantie erfolgt, gilt die gesetzlich vorgeschriebene Garantie.

Die Produkte müssen obligatorisch mit Originalstromversorgung, Originalkabeln und Originalzubehör der "**Stilnovo** by Linea Light Group" oder mit Teilen, die von der Linea Light Group ausdrücklich empfohlen sind, installiert werden. Die Verwendung von nicht originale oder nicht vom Hersteller empfohlenem Zubehör führt zu einem sofortigen Verfall vom Garantieanspruch für das Produkt. Für weitere Informationen, besuchen Sie bitte www.stilnovo.com

"**Stilnovo** by Linea Light Group" behält sich das Recht vor, ohne jegliche Vorankündigung die Merkmale der eigenen Produkte und deren Verfügbarkeit jederzeit zu ändern. Alle Produkte, die technischen Daten, die Darstellungen und die Informationen im Katalog sind nicht für "**Stilnovo** by Linea Light Group" bindend. "**Stilnovo** by Linea Light Group" haften nicht für etwaige Fehler in der Darstellung, im Text und/oder in der Übersetzung. Weitere Merkmale der Produkte sind in den jeweiligen technischen Datenblättern und in den Anleitungen enthalten. Dieser Katalog wird vom Urheberrecht geschützt (Gesetz Nr. 633 vom 22/04/1941 und Gesetz Nr. 1485 vom 14/12/1942: Die völlig oder auch nur teilweise Vervielfältigung ist verboten). Alle im Katalog angeführten Angaben sind Messwerte. Für die Fluss-, CCT- und Leistungsdaten gelten Toleranzwerte von +/- 10 % .

Addresses

Linea Light HQ Italy

Via della Fornace, 59 z.i.
31023 Castelminio di Resana (TV) - Italy
Phone: +39 0423 7868
Fax: +39 0423 786900
info@linealight.com

Linea Light Milano

via Morimondo, 26 int. 17G
20143 Milano - Italy
Phone: +39 02 36750915
Fax: +39 02 36750915
milano@linealight.com

Linea Light Roma

Via La Spezia, 34
00182 Roma - Italy
Phone: +39 06 68589134
info@linealightroma.com

Linea Light UK

Suite 109 - The Business Design Centre
52 Upper Street - Islington N10QH
London - UK
Phone: +44 0203 6371983
info@linealight-uk.com

Linea Light France

Z.A. Heiden Est, 12 rue des Pays-Bas
68310 Wittelsheim - France
Phone: +33 389 75 52 23
Fax: +33 389 75 59 07
info@linealight.fr

Linea Light Deutschland

Aktienstraße 214
45473 Mülheim Ruhr - Germany
Phone: +49 208 299979-0
Fax: +49 208 299979-10
service@linealight.de

Linea Light USA - Inter Lux

3741 Commerce Drive
Suites 306-308
Baltimore, MD 21227 - USA
Phone: +1 410 381 1497
Fax: +1 410 381 1589
answers@inter-lux.com

Linea Light Russia

Design Center Artplay
Nizhnaya Syromyatnicheskaya 10/2
enter B, 3rd floor, office 14
105120 Moscow - Russia Federation
Phone: +7 495 639 9941
info@linealight.ru

Linea Light Spain

C/ Longares, 48
28022 Madrid - Spain
Phone: +34 912534773
info@linealight.es

Linea Light Singapore

21 Kaki Bukit Place, 5th Fl.
Eunos Techpark Singapore
416199 Singapore
Phone: +65-6908 5758
info.sg@linealight.com

Linea Light GCC

Jumeirah Lake Towers
JBC2 - 35th Floor Cluster V
Dubai - UAE
P.O. Box 125902
Phone: +971 4 4218275
Fax: +971 4 4218274
info@linealight.ae

Linea Light Asia - Pacific

No. 7, Nanyi Huayuan Road,
Industry Avenue,
528478 Xiaolan Town, Zhongshan City,
Guangdong Province - China
Phone: +86 760 87618355
Fax: +86 760 87553990
info@linealight.cn

Thanks to:

Albedo
Arearea
Arper
Bolzan Letti
Brionvega
Desalto
Dudubags
Fantin
Frag
Inkiostro Bianco
Kasthall
Kristalia
La Fabbrica del Lino
LaCividina
Miniforms
Minotti
Moroso
Niù
Novamobili
Passoni
Sportler
Tacchini
Thonet
Trabo
Wall&decò
Write sketch &

STILNOVO

a Linea Light Group Brand

Via della Fornace, 59
31023 Castelminio di Resana - TV
Italy

+39 0423 7868
info@stilnovo.com

Follow us on:
Instagram / Facebook / LinkedIn

September 2021 edition
© 2021 Linea Light Group

All rights reserved

